



Rizzetta & Company

CFM

Community Development District

**Board of Supervisors' Meeting
September 18, 2025**

**District Office:
9530 Marketplace Road, Suite 206
Fort Myers, Florida 33912
(239) 936-0913**

www.cfmccd.org

CFM
COMMUNITY DEVELOPMENT DISTRICT

District Office · Ft. Myers, Florida · (239) 936-0913
Mailing Address · 3434 Colwell Avenue, Suite 200, Tampa, Florida 33614

www.cfmcd.org

Board of Supervisors

Sue Streeter	Chair
Todd Gile	Vice Chairman
James Keneth Pate	Assistant Secretary
Brian McGibbon	Assistant Secretary
Mary Lieberman	Assistant Secretary

District Manager

Belinda Blandon	Rizzetta & Company, Inc.
-----------------	--------------------------

District Counsel

Tucker Mackie	Kutak Rock, LLP
---------------	-----------------

District Engineer

Mark Zordan	Johnson Engineering, Inc.
-------------	---------------------------

All cellular phones must be placed on mute while in the meeting room.

The Audience Comment portion of the agenda is where individuals may make comments on matters that concern the District. Individuals are limited to a total of three (3) minutes to make comments during this time.

Pursuant to provisions of the Americans with Disabilities Act, any person requiring special accommodations to participate in this meeting/hearing/workshop is asked to advise the District Office at least forty-eight (48) hours before the meeting/hearing/workshop by contacting the District Manager at (239) 936-0913. If you are hearing or speech impaired, please contact the Florida Relay Service by dialing 7-1-1, or 1-800-955-8771 (TTY) 1-800-955-8770 (Voice), who can aid you in contacting the District Office.

A person who decides to appeal any decision made at the meeting/hearing/workshop with respect to any matter considered at the meeting/hearing/workshop is advised that person will need a record of the proceedings and that accordingly, the person may need to ensure that a verbatim record of the proceedings is made including the testimony and evidence upon which the appeal is to be based.

CFM COMMUNITY DEVELOPMENT DISTRICT

District Office · Ft. Myers, Florida · (239) 936-0913

Mailing Address · 3434 Colwell Avenue, Suite 200, Tampa, Florida 33614

www.cfmccd.org

September 11, 2025

**Board of Supervisors
CFM Community
Development District**

AGENDA

Dear Board Members:

The regular meeting of the Board of Supervisors of the CFM Community Development District will be held on **Thursday, September 18, 2025, at 11:30 a.m.** at the office of Rizzetta & Company, Inc., 9530 Marketplace Road, Suite 206, Fort Myers, Florida 33912. The following is the agenda for the meeting:

- 1. CALL TO ORDER/ROLL CALL**
- 2. PUBLIC COMMENT – AGENDA ITEMS ONLY**
- 3. BUSINESS ADMINISTRATION**
 - A. Consideration of the Minutes of the Board of Supervisors' Meeting held on August 21, 2025 Tab 1
 - B. Ratification of the Operations and Maintenance Expenditures for the Month of July and August 2025 Tab 2
- 4. BUSINESS ITEMS**
 - A. Discussion and Review of Signal Warrant Analysis Tab 3
- 5. STAFF REPORTS**
 - A. Landscape Inspection Services
 1. Review of Landscaping Inspection Report..... Tab 4
 2. Discussion and Review of Yellowstone Landscape Proposal for Enhancements..... Tab 5
 - B. District Counsel
 - C. District Engineer
 1. Discussion and Review of Curb and Valley Repairs Exhibit and Prioritization Tab 6
 - D. District Manager
- 6. SUPERVISOR REQUESTS AND COMMENTS**
- 7. PUBLIC COMMENT**
- 8. ADJOURNMENT**

We look forward to seeing you at the meeting. In the meantime, if you have any questions, please do not hesitate to call us at (239) 936-0913.

Very truly yours,
Belinda Blandon
Belinda Blandon
District Manager

cc: Tucker Mackie, Kutak Rock, LLP

Tab 1

MINUTES OF MEETING

Each person who decides to appeal any decision made by the Board with respect to any matter considered at the meeting is advised that the person may need to ensure that a verbatim record of the proceedings is made, including the testimony and evidence upon which such appeal is to be based.

CFM COMMUNITY DEVELOPMENT DISTRICT

The regular meeting of the Board of Supervisors of the CFM Community Development District was held on **Thursday, August 21, 2025, at 11:30 a.m.** at the office of Rizzetta & Company, Inc., 9530 Marketplace Road, Suite 206, Fort Myers, Florida 33912.

Present and constituting a quorum:

Sue Streeter	Board Supervisor, Chair
Todd Gile	Board Supervisor, Vice Chair
James "Ken" Pate	Board Supervisor, Assistant Secretary
Brian McGibbon	Board Supervisor, Assistant Secretary
Mary Lieberman	Board Supervisor, Assistant Secretary

Also present were:

Belinda Blandon	District Coordinator, Rizzetta & Company, Inc.
Tucker Mackie	District Counsel, Kutak Rock, LLP
Mark Zordan	District Engineer, Johnson Engineering
Spencer Gonzales	Landscape Inspection Services (via Teams)
Brian Stork	Yellowstone Landscaping

Audience	Present
----------	----------------

FIRST ORDER OF BUSINESS

Call to Order

Ms. Blandon called the meeting to order and read the roll call.

SECOND ORDER OF BUSINESS

Public Comment

Ms. Blandon advised that she now would open the floor for public comment.

Resident Karen Welsh commented on the agenda landscape inspection services report. She then commented on the Uniform Method Procedure on the agenda. Ms. Welch inquired why the District is not requiring a credit report for RFPs.

Resident Carol Hess commented on red flags from past audits.

THIRD ORDER OF BUSINESS

**Consideration of the Minutes of the
Board of Supervisors' Meeting held
on June 5, 2025**

48
49 Ms. Blandon presented the Minutes of the Board of Supervisors' meeting held on
50 June 5, 2025, and asked if there were any questions, comments, or changes to the
51 minutes.

52
53 On a Motion by Mr. Gile, seconded by Ms. McGibbon, with all in favor, the Board Approved
54 the Minutes of the Board of Supervisors' Meeting held on June 5, 2025, for the CFM
55 Community Development District.

56
57 **FOURTH ORDER OF BUSINESS**

**Ratification of the Operations and
Maintenance Expenditures for the
Months of May and June 2025**

58
59
60
61 Ms. Blandon advised that operations and maintenance expenditures for the period
62 of May 1-31 totaled \$60,312.41, and the expenditures for the period of June 1-30 totaled
63 \$68,234.78. She asked if there were any questions. There were no questions at this time.
64

65 On a Motion by Mr. McGibbon, seconded by Ms. Gile, with all in favor, the Board Ratified
66 the Operations and Maintenance Expenditures for the Months of May 2025, totaling
67 \$60,312.41, and June 2025, totaling \$68,234.78, for the CFM Community Development
68 District.

69
70 **FIFTH ORDER OF BUSINESS**

**Landscape Inspection Services
Report for Review**

71
72
73 Spencer Gonzales provided an overview on the landscaping inspection reports.
74 Mr. Gonzales informed the Board of areas lacking treatment. The Board inquired about
75 weeds around the community in which Mr. Gonzales informed the Board that the weeds
76 can be treated by either mechanical or chemical treatment.
77

78 The Board discussed the proposals being presented for enhancements. The Board
79 was advised that there are additional proposals to be considered that were received
80 earlier. After discussion, the Board asked that all of the enhancements be placed on the
81 next meeting for consideration.
82

83 Ms. Blandon discussed the maintenance of the guardhouse with the Board. After
84 discussion, the Board agreed that Yellowstone should maintain the guardhouse.
85

86 **SIXTH ORDER OF BUSINESS**

**Public Hearing to Consider the
Adoption of the Fiscal Year 2025-2026
Budget**

87
88
89
90 Ms. Blandon provided an overview of the public hearing process and asked for a
91 motion to open the public hearing.

92
93 On a Motion by Mr. Gile, seconded by Ms. Streeter, with all in favor, the Board Opened
94 the Public Hearing to Consider the Adoption of the Fiscal Year 2025/2026 Budget, for the
95 CFM Community Development District.

96
97 Ms. Blandon opened the floor to audience comments related to the budget for
98 Fiscal Year 2025/2026.
99

100 A resident asked about a \$1,000 fee for maintenance. She also commented on a
101 plot map for Yellowstone to abide by. She questioned what the budget of \$12,000 a year
102 was for.
103

104 Another resident, Karen Derano, asked how to reduce budget costs. She also
105 questioned the engineering fee.
106

107 A resident mentioned the responsibilities of Forestar, the Golf Course, CDD and
108 HOA regarding the plot map. She went on to mention the map helps clarify responsibilities
109 for expenses for the community.
110

111 The next public comment stated there was no vote for a \$12,000 budget line item
112 at the previous meeting. The Board gave comment back regarding the previous
113 landscaping company and also explained that there was a vote at the prior meeting.
114

115 On a Motion by Ms. Streeter, seconded by Mr. Gile, with all in favor, the Board Closed the
116 Public Hearing to Consider the Adoption of the Fiscal Year 2025/2026 Budget, for the CFM
117 Community Development District.

118
119 **SEVENTH ORDER OF BUSINESS**

**Consideration of Resolution 2025-05,
Relating to the Annual Appropriations
and Adopting the Budget for Fiscal
Year 2025/2026**

120
121
122
123
124 Ms. Blandon provided an overview of the resolution and asked if there were any
125 questions. There were none.
126

127 On a Motion by Ms. Streeter, seconded by Mr. McGibbon, with all in favor, the Board
128 Adopted Resolution 2025-05, Relating to the Annual Appropriations and Adopting the
129 Budget for Fiscal Year 2025/2026, for the CFM Community Development District.

130
131 **EIGHTH ORDER OF BUSINESS**

**Public Hearing to Consider the
Imposition of Operations and
Maintenance Special Assessments**

132
133
134
135 Ms. Blandon provided an overview of the public hearing process and asked for a
136 motion to open the public hearing.

On a Motion by Mr. Gile, seconded by Mr. Pate, with all in favor, the Board Opened the Public Hearing to Consider the Imposition of Operations and Maintenance Special Assessments, for the CFM Community Development District.

Ms. Blandon opened the floor to audience comments related to the Imposition of Operations and Maintenance Special Assessments.

There were no public comments at this time.

On a Motion by Mr. Pate, seconded by Mr. McGibbon, with all in favor, the Board Closed the Public Hearing to Consider the Imposition of Operations and Maintenance Special Assessments, for the CFM Community Development District.

NINTH ORDER OF BUSINESS

**Consideration of Resolution 2025-06,
Making a Determination of Benefit and
Imposing Special Assessments for
Fiscal Year 2025/2026**

Ms. Blandon provided an overview of the resolution and asked if there were any questions. There were none.

On a Motion by Mr. Gile, seconded by Ms. Streeter, with all in favor, the Board Adopted Resolution 2025-06, Making a Determination of Benefit and Imposing Special Assessments for Fiscal Year 2025/2026, for the CFM Community Development District.

TENTH ORDER OF BUSINESS

**Consideration of Resolution 2025-07,
Adopting a Meeting Schedule for
Fiscal Year 2025/2026**

Ms. Blandon provided an overview of the resolution and asked if there were any questions. There were none.

On a Motion by Mr. Gile, seconded by Ms. Streeter, with all in favor, the Board Adopted Resolution 2025-07, Adopting a Meeting Schedule for Fiscal Year 2025/2026, for the CFM Community Development District.

ELEVENTH ORDER OF BUSINESS

**Acceptance of Audit for Fiscal Year
End September 30, 2024, as Prepared
by Berger, Toombs, Elam, Gaines &
Frank**

Ms. Blandon provided an overview of the audit for Fiscal Year End September 30, 2024 and asked if there were any questions.

Supervisor Streeter commented that the Board is complying with proper accounting measures. Ms. Blandon stated it was a clean audit. Ms. Mackie spoke regarding the audit SPE.

On a Motion by Ms. Streeter, seconded by Mr. Pate, with all in favor, the Board accepted the Audit for Fiscal Year End September 30, 2024, for the CFM Community Development District.

TWELFTH ORDER OF BUSINESS

**Consideration of Solitude Lake
Management Renewal Proposal**

Ms. Blandon presented the renewal proposal from Solitude Lake Management to the Board.

The Board inquired about the timeframe for acquiring the last parcels from Forestar. Tucker Mackie informed the Board that documents needed were received but were not reviewed yet. Ms. Mackie will bring to the Board after District Engineer, Mark Zordan's review.

The Board then discussed medians being re-established. Ms. Mackie informed the Board that the medians are accounted for.

On a Motion by Mr. Gile, seconded by Mr. Pate, with all in favor, the Board approved the renewal proposal of Solitude Lake Management subject to preparation of an agreement by District Counsel, for the CFM Community Development District.

THIRTEENTH ORDER OF BUSINESS

**Discussion and Review of Golf Course
Lake Bank Maintenance Request**

Ms. Blandon requests that the Board table this item until discussion can be made with staff regarding the responsibility of mowing between the Golf Course and Yellowstone. She will report back to the Board after discussion.

FOURTEENTH ORDER OF BUSINESS

**Review and Discussion Regarding
Uniform Method Procedure**

Tucker Mackie gave a summary of the memo. She discussed the process of collection and delinquency of assessments.

FIFTEENTH ORDER OF BUSINESS

**Consideration of Yellowstone
Landscape Proposal**

Ms. Blandon stated this will be brought back to the Board after discussion with other set of proposals from Yellowstone.

SIXTEENTH ORDER OF BUSINESS

Staff Reports

228 A. District Counsel

229
230 Tucker Mackie reported on a few items. She informed the Board that the
231 signalization study was sent to Forestar and that it will be on the agenda for the next
232 meeting and they will be invited to attend.

233 Ms. Mackie was advised that the HOA Board is considering replacing the security
234 provider and was asked to clarify entry. She informed the Board that the roads are public,
235 and access cannot be denied. She explained what can be done and outlined specific post
236 orders that outline access to the public and procedures.

237
238 B. District Engineer

239
240 Mark Zordan reported that the report by priority has been completed for the valley
241 gutter repairs and advised that this will be on the agenda for the next meeting. Mr. Zordan
242 was asked to review the sidewalk on Crosswater near the mailboxes due to water pooling.

243
244 C. District Manager

245
246 Ms. Blandon reported the date and time of the next meeting, Thursday, September
247 18, 2025 at 11:30 a.m. She touched on the irrigation reports received from Yellowstone.
248 She was informed of other irrigation studies conducted and agreed to request them for
249 comparison from the HOA.

250
251 **SEVENTEENTH ORDER OF BUSINESS** **Supervisor Requests and Comments**

252
253 There were no Supervisor Requests and Comments at this time.

254
255 **EIGHTEENTH ORDER OF BUSINESS** **Public Comment**

256
257 Resident Howard Milwaski asked about the status regarding the signalization
258 report. Ms. Blandon will send the report to the resident.

259
260 Karen Deramo commented on response from the Supervisors regarding public
261 comments. She also asked District Counsel about pulling credit reports for RFP.

262
263 Forestar gave a comment explaining the Board will want to get a report for the
264 traffic study that was run after peak season. Forestar has also run an ITS irrigation report.
265 Both reports are due at the end of August.

266
267 Alex with Access Management introduced the new Manager, Evan Hummel.

268
269 Resident Julie stated for the record her email was ignored. She disagreed with the
270 response from Supervisor Gile. She gave kudos to the new landscaping company,
271 Yellowstone, for community improvements.

272
273 **NINETEENTH ORDER OF BUSINESS** **Adjournment**

274

275 Ms. Blandon advised there is no further business to come before the Board and
276 asked for a motion to adjourn.

277

278 On a Motion by Ms. Streeter, seconded by Mr. Pate, with all in favor, the Board Adjourned
279 the meeting at 12:36 p.m., for the CFM Community Development District.

280

281

282

283 _____
Secretary/Assistant Secretary

Chairman/Vice Chairman

Tab 2

CFM COMMUNITY DEVELOPMENT DISTRICT

District Office · Ft. Myers, Florida · (239) 936-0913
Mailing Address · 3434 Colwell Avenue, Suite 200 · Tampa, Florida 33614
www.cfmcd.org

Operation and Maintenance Expenditures July 2025 For Board Approval

Attached please find the check register listing the Operation and Maintenance expenditures paid from July 1, 2025 through July 31, 2025. This does not include expenditures previously approved by the Board.

The total items being presented: \$ **54,029.90**

Approval of Expenditures:

_____ Chairperson

_____ Vice Chairperson

_____ Assistant Secretary

CFM Community Development District

Paid Operation & Maintenance Expenditures

July 1, 2025 Through July 31, 2025

Vendor Name	Check Number	Invoice Number	Invoice Description	Invoice Amount
Florida Fountains & Equipment, LLC	100543	2025-322	Fountain #7 Repairs 06/25	\$221.50
				\$573.50
Johnson Engineering, LLC	100544		5703 Magnolia Landing Surface Wtr Monitoring 06/25	\$3,600.00
Johnson Engineering, LLC	100544		5709 CFM CDD Irrigation WUP Modification 06/25	\$4,440.75
Johnson Engineering, LLC	100546		6100 General Engineering 06/25	\$3,510.50
Kutak Rock, LLP	100545	3583225	Legal Services 05/25	\$16,393.53
LCEC	100540	6571809552	6/25 Electric Summary 06/25	\$16,670.00
Magnolia Landing Master Association, Inc.	100541	MLM 060125	Monthly Landscaping 06/25	\$4,579.49
Rizzetta & Company, Inc.	100542	INV0000100500	District Management Fees 07/25	<u>\$4,040.63</u>
U.S. Bank	100547	7794747	Trustee Fees - Series 2021 06/25-05/26	
Report Total				<u>\$54,029.90</u>



17252 Alico Center Rd. Suite 2
Fort Myers, FL 33967
(239) 567-3030

admin@flfountains.com

Invoice

Date	Invoice #
6/20/2025	2025-322

Florida Fountains & Equipment, LLC

Bill To
CFM CDD 3434 Colwell Avenue, Suite 200 Tampa, Florida 33614

Location
Magnolia Landing 20094 Fiddlewood Ave, North Fort Myers, FL 33917

Other	Warranty Expires	Technician	Customer PO	Due Date
#7		RP		7/20/2025

Serviced	Description	Qty	U/M	Rate	Amount
6/11/2025	This invoice is to Magnolia Landing for the diagnosis and repair of fountain #7 that was reported down. The GFCI motor breaker was tripped when our techs arrived onsite. One of the cables that come out of the breaker from contactor was burnt. Tech replaced the burnt cable and installed a new 80mfd run capacitor. Fountain was left running normally. Amp levels before capacitor change: R-6.8 B-20.1 Y-20.7 Amp levels after capacitor change: R-10.5 B- 16.9 Y- 19.1 80mfd 370/440v metal round run capacitor Fuel Surcharge	1 1 1		139.00 70.00 12.50	139.00 70.00T 12.50

Thank you for your business.

RECEIVED
06/20/25

Subtotal \$221.50

Sales Tax (0.00) \$0.00

Total \$221.50

Payments/Credits \$0.00

Balance Due \$221.50

Terms and Conditions

Please send payment within 30 days of receiving this invoice. There will be a 4.0% service charge on Credit Card payments. Please be sure to include invoice number on the check.

Johnson Engineering, LLC
2122 Johnson Street; Fort Myers, FL 33901

Ph: 239.334.0046

Project Manager Timothy Denison

June 9, 2025

Project No: 20214225-002

Invoice No: 5703

Belinda Blandon
CFM CDD
c/o Rizzetta & Company Inc.
9530 Marketplace Road Suite 206
Fort Myers, FL 33912

Project 20214225-002 Magnolia Landing Surface Wtr Monitoring
20214225-002
Magnolia Landing Surface Wtr Monitoring
Work Authorization #03 June 2022 - May 2025
Professional Services Through May 23, 2025

PROFESSIONAL SERVICES

Phase No.	Phase Description	Contract Amount	Fee Type	%	Total Inv To-Date	Previously Invoiced	Current Inv Amount	Balance to Complete
01.0	Surface Water Quality Monitoring	15,570.00	T&M	95%	14,843.35	14,269.85	573.50	726.65
	Totals	15,570.00			14,843.35	14,269.85	573.50	726.65

SUB-TOTAL PROFESSIONAL SERVICES:

573.50

Reimbursable Expenses

BENCHMARK ENVIROANALYTICAL INC	Reimb - Lab	451.00
LAB		

Total Reimbursables **451.00**

INVOICE TOTAL:

573.50

RECEIVED
06/09/2025

Summary of professional services

Phase No. / Description	Bill Hours	Bill Rate	Billable Amount
01.0 - Surface Water Quality Monitoring			
Administrative 2	.50	85.00	42.50
Technician 2	1.00	80.00	80.00
01.0 - Surface Water Quality Monitoring Total	1.50		122.50

BENCHMARK
EnviroAnalytical, Inc.

1711 12th Street East
Palmetto, FL 34221
Tel: (941) 723-9986

DATE INVOICE #
5/15/2025 25040980

JOHNSON ENGINEERING
2122 Johnson Street
FORT MYERS, FL 33901
ATTN: TIM DENISON

P.O. No. Terms
NET 30 DAYS

Magnolia Landing SW Sampling
Project # 20214225-002
Sampled 04/17/2025- 25040980 - S25040510

2	Nitrogen, Ammonia (350.1)	19.00	38.00
2	Nitrogen, Total Kjeldahl (351.2)	29.00	58.00
2	Phosphorus, Total (365.3)	22.00	44.00
2	Chemical Oxygen Demand (COD) 410.4	28.00	56.00
2	Total Suspended Solids SM2540D	17.00	34.00
2	Total Organic Carbon (TOC) SM5310B	28.00	56.00
2	E. Coli (SM9223B) (MPN) (QUANTITRAY)	40.00	80.00
2	Nitrogen, Nitrate+Nitrite (SYSTEAS EASY)	20.00	40.00
2	Nitrogen, Total (Calc.)	2.00	4.00

WE ACCEPT VISA AND MASTERCARD

Total \$410.00

1.5% MONTHLY FINANCE CHARGE ASSESSED AFTER 30 DAYS OR TERMS OF CONTRACT.

Johnson Engineering, LLC
2122 Johnson Street; Fort Myers, FL 33901

Ph: 239.334.0046

Project Manager Timothy Denison

June 9, 2025

Project No: CFM003-0527250-
25008743

Invoice No: 5709

Belinda Blandon
CFM CDD
c/o Rizzetta & Company Inc.
9530 Marketplace Road Suite 206
Fort Myers, FL 33912

Project CFM003-0527250- Magnolia Landing WUP Compliance 2025
25008743

CFM003-0527250-25008743

Magnolia Landing WUP Compliance 2025

Task 1: \$2,250 per quarter for 4 quarters.

Task 2: \$1,350 per quarter for 4 quarters.

Professional Services Through May 23, 2025

PROFESSIONAL SERVICES

Phase No.	Phase Description	Contract Amount	Fee Type	%	Total Inv To-Date	Previously Invoiced	Current Inv Amount	Balance to Complete
1.	Magnolia Landing Chloride Sampling	9,000.00	LS	25%	2,250.00	0.00	2,250.00	6,750.00
2.	WUP Pumpage Monitoring & Reporting	5,400.00	LS	25%	1,350.00	0.00	1,350.00	4,050.00
3.	Additional WUP Compliance Assistance	1,500.00	T&M	0%	0.00	0.00	0.00	1,500.00
Totals		15,900.00			3,600.00	0.00	3,600.00	12,300.00

SUB-TOTAL PROFESSIONAL SERVICES:

3,600.00

INVOICE TOTAL:

RECEIVED

06/19/25

3,600.00

Invoice

Johnson Engineering, LLC
2122 Johnson Street; Fort Myers, FL 33901

Accounts Payable
CFM CDD
c/o Rizzetta & Company Inc.
3434 Colwell Ave. Suite 200
Tampa, FL 33614

Invoice Date: July 11, 2025
Project No: 20044888-001
Invoice No: 6100

Additional Information:

Contract No:
Proposal No:
Project Manager: Erik L. Howard

Facility:
GSA Sin No:
Store/Unit No:

Project	20044888-001	CFM CDD General Engineering
----------------	--------------	-----------------------------

Professional Services from June 1, 2025 to June 30, 2025

Task	01	General Engineering
-------------	----	---------------------

Professional Personnel

		Hours	Rate	Amount
Professional 3				
Lohr, Paul	6/25/2025	1.00	165.00	165.00
Magnolia Landing / CFM CDD. In response to e-mail from Alec Piironen, verify that changes were made to Landscape Maintenance Responsibilities map set, Lake Assessment map set and online map; based on May 2nd, 2025 e-mail from MLL to Belinda Blandon and MAZ. Phone conversation with Mike Lohr about Alec's e-mail and changes that were made to plan sets. Send links to two map sets that were requested by Alec. Requested by Alec Piironen.				
Professional 5				
Denison, Timothy	6/11/2025	1.00	193.00	193.00
Review WQ summary and revise Excel spreadsheet				
Professional 4				
Thomas, Gregory	6/23/2025	.50	176.00	88.00
Teams meeting with client to discuss excess mitigation for ATV trails through Wetland N.				
Professional 8				
Herrero, Laura	6/23/2025	.50	270.00	135.00
meeting regarding trails in mitigation areas				
Administrative 2				
Goshorn, Jessica	6/10/2025	.25	94.00	23.50
Corrdination/schedule meeting - MAZ				
Professional 3				
McPherson, Jessica	6/3/2025	.50	165.00	82.50
NPDES WQ				

McPherson, Jessica	6/4/2025	1.00	165.00	165.00
WQ Attachment				
McPherson, Jessica	6/5/2025	.25	165.00	41.25
WQ Attachment				
McPherson, Jessica	6/9/2025	2.00	165.00	330.00
WQ Attachment				
McPherson, Jessica	6/11/2025	1.00	165.00	165.00
NPDES Annual Report, WQ Attachment				
McPherson, Jessica	6/12/2025	.50	165.00	82.50
WQ Attachment				
Professional 4				
Zordan, Mark	6/3/2025	1.75	176.00	308.00
GIS VG priority list map & table exhibit - staff consult re: data presentation & issue to DM/DA; Complaint at 20567 Long Pond - divot in sidewalk; Avenida Del Vera - DM correspondence re: contractor road damage in 2022 - email to developer for repair update; 20712 Kaidon Lane - Issue RFP to Paramount to repair broken storm grate				
Zordan, Mark	6/4/2025	4.50	176.00	792.00
20712 Kaidon Lane storm grate replacement - staff consult to review work and inspection; CFM CDD Meeting Agenda call w/DA; Avenida del Vera broken fence gates - LCEC website damage claim & call center, DM correspondence for acct info; 20344 Camino drainage complaint - correspondence to DM, Developer, & resident; Valley Gutter repairs Priority List - draft ex. of 3 pictures exhibit & issue to DM & DA; WUP Permit WA follow up w/DM; Wetland trail Map follow up w/DM;				
Zordan, Mark	6/5/2025	2.25	176.00	396.00
CFM CDD Meeting Agenda Items call w/DM (BB) & DA (TM); CDD Meeting attendance				
Zordan, Mark	6/6/2025	.25	176.00	44.00
20712 Kaidon Lane - RFP f/Mettauer for storm grate replacement				
Zordan, Mark	6/10/2025	.25	176.00	44.00
SFWMD 5th Annual Monitoring - Wetland Trails Map review meeting coordination - staff correspondence				
Zordan, Mark	6/16/2025	3.00	176.00	528.00
Camino Torcido Loop - FGUA pump station ownership & maintenance research, call & correspondence w/JE Development (MD) re: pump station turnover to FGUA, call & correspondence w/DA (TM) & DM (BB), call & correspondence w/FGUA ; 20712 Kaidon La. - call & email w/ Mettauer (SB) re: frame & grate replacement				
Zordan, Mark	6/18/2025	.25	176.00	44.00
Camino Torcido Loop Lift Station response f/FGUA - review & forward to DA & DM				
Zordan, Mark	6/19/2025	.25	176.00	44.00
Camino Torcido Loop - DM correspondence re: FGUA response				
Zordan, Mark	6/20/2025	.75	176.00	132.00
CTL lift station - issue response to Binall email inquiry; CTL water ponding - receive Binall emails & issue response				
Zordan, Mark	6/23/2025	1.25	176.00	220.00
CFM Magnolia Wetland Trail Map On-line Meeting; Forestar call w/J. Ratz re: CTL road & sidewalk ponding complaint, Avenida LCEC damaged fence, 2022 road damage by contractor follow up				

Zordan, Mark	6/26/2025	1.00	176.00	176.00
20567 Long Pond Road sidewalk divot complaint - staff consult for site visit, review photos & field observations; Avenida del Vera - 2002 road damage complaint - staff consult for site visit, review photos & field observation				

Technician 2

Dixon, Jon	6/26/2025	2.75	88.00	242.00
Inspected a divot in the sidewalk and damage to the roadway on Avenida Del Vera Rd.				

Totals		26.75		4,440.75
--------	--	-------	--	----------

Total Labor				4,440.75
--------------------	--	--	--	-----------------

Total this Task	\$4,440.75
------------------------	-------------------

Task	REIM	Reimbursables	Total this Task	0.00
-------------	-------------	----------------------	------------------------	-------------

Total this Invoice	\$4,440.75
---------------------------	-------------------

Outstanding Invoices

Number	Date	Balance
5746	6/10/2025	19,203.50
Total		19,203.50

RECEIVED
07/11/2025

KUTAK ROCK LLP**TALLAHASSEE, FLORIDA**

Telephone 404-222-4600

Facsimile 404-222-4654

Federal ID 47-0597598

June 24, 2025

Check Remit To:

Kutak Rock LLP

PO Box 30057

Omaha, NE 68103-1157

Reference: Invoice No. 3583225

Client Matter No. 4623-1

Notification Email: eftgroup@kutakrock.com

Ms. Belinda Blandon

CFM CDD

Rizzetta & Company

Suite 200

3434 Colwell Avenue

Tampa, FL 33614

Invoice No. 3583225

4623-1

Re: CFM CDD - General Counsel/Monthly**For Professional Legal Services Rendered**

05/02/25	T. Mackie	0.20	67.00	Confer with Bereczki
05/02/25	D. Wilbourn	0.50	95.00	Prepare fiscal year budget documents
05/03/25	G. Lovett	0.30	79.50	Monitor legislative process relating to matters impacting special districts
05/07/25	T. Mackie	0.70	234.50	Prepare for and attend agenda call with District staff
05/09/25	T. Mackie	0.80	268.00	Conference with Blandon and Streeter regarding May board meeting
05/12/25	T. Mackie	0.30	100.50	Review correspondence from Binnall
05/13/25	T. Mackie	0.60	201.00	Review correspondence from Hess; conference regarding landscape maintenance agreement and prepare same
05/13/25	D. Wilbourn	1.00	190.00	Prepare landscape maintenance agreement
05/14/25	T. Mackie	1.00	335.00	Review agenda package and prepare for Board meeting
05/15/25	T. Mackie	2.00	670.00	Prepare for and attend Board meeting by phone; follow-up from meeting

KUTAK ROCK LLP

CFM CDD

June 24, 2025

Client Matter No. 4623-1

Invoice No. 3583225

Page 2

05/16/25	T. Mackie	0.40	134.00	Prepare language for landscape agreement regarding storm clean up and conference with Blandon regarding same; review correspondence from Zordan
05/19/25	T. Mackie	0.60	201.00	Review correspondence from resident; finalize landscape maintenance contract
05/20/25	D. Wilbourn	1.80	342.00	Prepare landscape maintenance agreement
05/22/25	T. Mackie	0.70	234.50	Review correspondence from Hess and conference regarding same
05/27/25	T. Mackie	0.20	67.00	Conference with Blandon regarding landscape maintenance inspection services
05/29/25	T. Mackie	0.30	100.50	Review correspondence from Zordan; finalize landscape maintenance agreement
05/29/25	D. Wilbourn	0.30	57.00	Prepare landscape agreement
05/30/25	T. Mackie	0.40	134.00	Review correspondence from Waller; review correspondence from Hess

TOTAL HOURS 12.10

TOTAL FOR SERVICES RENDERED \$3,510.50

TOTAL CURRENT AMOUNT DUE \$3,510.50**RECEIVED**
06/24/25

CFM CDD
0525 LCEC Non Street light accounts
Statement Date: 06/25/25

<u>Service Address</u>	<u>Amount</u>
20200 N Tamiami Trail Fountain	\$ 73.66
3006 Magnolia Landing Lane Fountain	\$ 2,285.07
2123 Pigeon Plum Way Fountain	\$ 567.70
0 Magnolia Lane Fountain 1	\$ 280.08
0 Magnolia Lane Fountain 2	\$ 287.56
0 Magnolia Lane Fountain 3	\$ 278.31
0 Magnolia Lane Fountain 4	\$ 281.83
0 Magnolia Lane Fountain 5	\$ 304.12
0 Submerged #Lk 982	\$ 289.18
0 Right of Way #Lk 176	\$ 277.49
0 Right of Way #Lk 175	\$ 521.86
0 Camino Torcido Loop LK 981	\$ 271.64
0 Camino Torcido Loop LK 977	\$ 163.25
0 Magnolia Landings #LK 159	\$ 115.81
0 Submerged #LK 161	\$ 85.88
0 Right of Way #LK 151	\$ 67.38
TOTAL	\$ 6,150.82
Total Bill	\$ 16,393.53
1-53100-4307	\$ 10,242.71
1-53100-4301	\$ 6,150.82

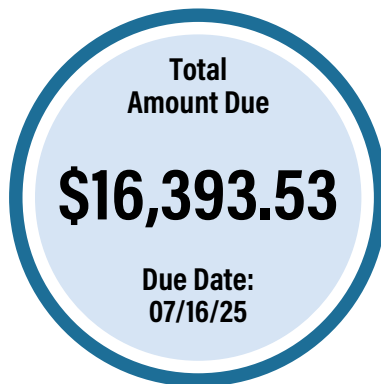


Visit us online at www.lcec.net
 Phone: (239) 656-2300
 Toll Free: 1-800-599-2356

Important Messages

When contact information changes, make updates through SmartHub by going to Settings > Contact Methods.

As the weather starts to warm up, be energy smart! Change A/C filters monthly and consider installing a smart thermostat. For more tips, visit LCEC.net!



Customer Name

CFM COMMUNITY
DEVELOPMENT DISTRICT

Account #

6571809552

Billing Date:

06/25/2025

Current Bill Due Date:

07/16/2025

Previous Balance

\$16,623.69

Payment - 06/16/25

-\$16,623.69

Current Charges Due 07/16/25

\$16,393.53

If Current Charges Not Paid By Due Date:

Late Charge Applied 07/22/2025

Disconnect Notice Mailed 07/29/2025

Next Bill Date 07/28/2025

Service Address: 20091 FIDDLEWOOD AVE(P 1), NORTH FORT MYERS, 33917
 Service Location: 1000000591

RECEIVED
06/26/25

Service Dates: 05/23/25 - 06/22/25

Current Service Detail

Light Energy Charge	\$6.74
150 watt HPS	\$14.17
13' Decorative Pole	\$29.71
Power Cost Adjustment 69 kWh @ 0.00750	\$0.52
Subtotal Current Charges	\$51.14
Taxes and Fees	
Franchise Fee Lee County	\$2.42
Florida Gross Receipts Tax	\$0.25
Subtotal Taxes and Fees	\$2.67
Total Current Charges	\$53.81



Do not mail payments to this address.
 Use Tampa address on bill stub.

Post Office Box 3455
 North Fort Myers,
 FL 33918-3455

Account Number	6571809552
Current Charges Due 07/16/25	\$16,393.53
Total Amount Due	\$16,393.53

Checks must be in U.S. funds and drawn on a U.S. bank.

PAY YOUR BILL 24/7

ONLINE: Check or credit/debit card at www.lcec.net or download the mobile app.

PHONE: (239) 656-2300 or (800) 599-2356



CFM COMMUNITY DEVELOPMENT DISTRICT
 3434 COLWELL AVE SUITE 200
 TAMPA FL 33614-0000

LCEC PAYMENT PROCESSING
 PO BOX 31477
 TAMPA, FL 33631-3477



14

11013657180955200000000000001639353001639353062520250

Explanation of Charges

Public Service Tax: A tax assessed by a municipality when applicable. All monies collected are paid to the municipality. Also referred to as municipal tax.

Franchise Fee: A fee paid to the applicable city/county for the right or privilege to utilize the public property of the city/county for the purpose of supplying electric service. All monies collected are paid to the city/county.

County Tax: A discretionary sales surtax imposed by individual Florida counties. This tax is remitted to the State of Florida and then distributed to the counties where the surtax is levied.

Sales Tax: A tax levied by the State of Florida, when applicable, at the current rate. This tax is remitted to the state in accordance with state laws.

Gross Receipts Tax: A tax that is levied by the State of Florida on LCEC's total gross receipts and remitted to the State in accordance with applicable laws.

Power Cost Adjustment: This charge reflects the difference between the actual cost of purchased power from the wholesale supplier and the base wholesale cost of power included in the energy charge.



Auto Pay

Free automatic withdrawal from checking or savings. Enroll at www.lcec.net or by phone.



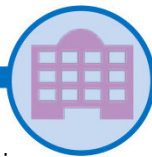
By Phone

Free with checking or savings account; \$4.00 service fee** using credit or debit card.



Online

Free with checking or savings account; \$4.00 service fee** using credit or debit card. Visit www.lcec.net.



Pay Stations

\$1.50 service fee** cash payments only. Visit www.lcec.net for a complete list of authorized pay stations.



Mail

Mail check or money order to: LCEC
P.O. Box 31477
Tampa, FL 33631

** All service fees are collected by third-party vendors. LCEC receives no portion of these service fees. Please visit www.lcec.net for more information about fees.

Thank you for being a member!

☐

Mailing Address or Phone Number Changes

Please call us for all other service change requests.

☐

Permanent

☐

Temporary (from ___/___/___ to ___/___/___)

Mailing Address _____

City _____ State _____ Zip _____

Email _____

Home Phone _____ Cell Phone _____

☐

Comments

Service Address: 20091 FIDDLEWOOD AVE (16), NORTH FORT MYERS, 33917
Service Location: 1000012673

Service Dates: 05/23/25 - 06/22/25

Current Service Detail

Light Energy Charge	\$6.74
150 watt HPS	\$14.17
13' Decorative Pole	\$29.71
Power Cost Adjustment 69 kWh @ 0.00750	\$0.52
Subtotal Current Charges	\$51.14
Taxes and Fees	
Franchise Fee Lee County	\$2.42
Florida Gross Receipts Tax	\$0.25
Subtotal Taxes and Fees	\$2.67
Total Current Charges	\$53.81

Service Address: 20091 FIDDLEWOOD AVE (14), NORTH FORT MYERS, 33917
Service Location: 1000049748

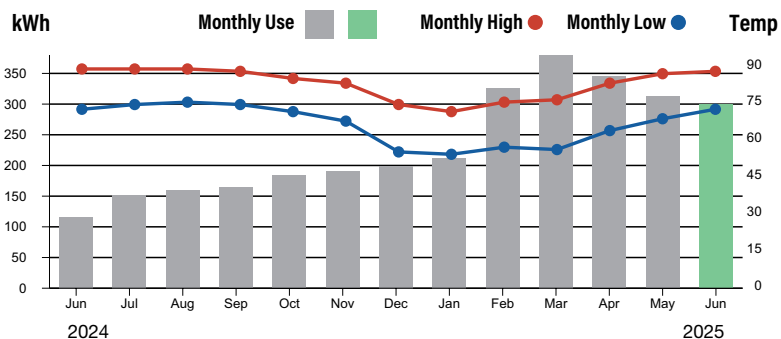
Service Dates: 05/23/25 - 06/22/25

Current Service Detail

Light Energy Charge	\$6.74
150 watt HPS	\$14.17
13' Decorative Pole	\$29.71
Power Cost Adjustment 69 kWh @ 0.00750	\$0.52
Subtotal Current Charges	\$51.14
Taxes and Fees	
Franchise Fee Lee County	\$2.42
Florida Gross Receipts Tax	\$0.25
Subtotal Taxes and Fees	\$2.67
Total Current Charges	\$53.81

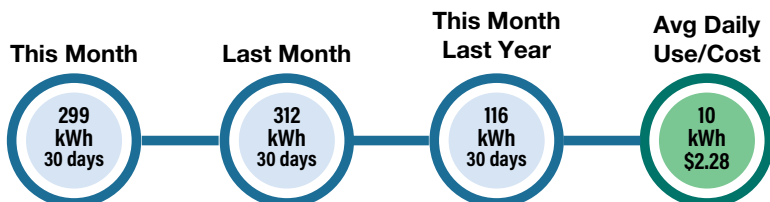
Service Address: 20200 N TAMIAMI TRL # FOUNTAIN, NORTH FORT MYERS, 33903
Service Location: 1000052931

Rate Schedule Description	Meter No.	Reading Dates		Readings		Multiplier	kWh Usage
		From	To	Previous	Present		
GS NODEM 3PH	11997467	05/23/25	06/22/25	25041	25340	1	299



Current Service Detail

Customer Charge	\$29.50
Energy Charge-Electric 299 kWh @ 0.12300	\$36.78
Power Cost Adjustment 299 kWh @ 0.00750	\$2.24
Subtotal Current Charges	\$68.52
Taxes and Fees	
Franchise Fee Lee County	\$3.30
Florida Gross Receipts Tax	\$1.84
Subtotal Taxes and Fees	\$5.14
Total Current Charges	\$73.66



Service Address: MAGNOLIA LANDING LN & PARK, NORTH FORT MYERS, 33917
 Service Location: 1000085908

Service Dates: 05/23/25 - 06/22/25

Current Service Detail	
Light Energy Charge	\$1.76
100 watt LED	\$29.68
13' Decorative Pole	\$29.71
Power Cost Adjustment 46 kWh @ 0.00750	\$0.35
Subtotal Current Charges	\$61.50
Taxes and Fees	
Franchise Fee Lee County	\$2.90
Florida Gross Receipts Tax	\$0.13
Subtotal Taxes and Fees	\$3.03
Total Current Charges	\$64.53

Service Address: MAGNOLIA LANDING LN & PARK, NORTH FORT MYERS, 33917
 Service Location: 1000085909

Service Dates: 05/23/25 - 06/22/25

Current Service Detail	
Light Energy Charge	\$1.76
100 watt LED	\$29.68
13' Decorative Pole	\$29.71
Power Cost Adjustment 46 kWh @ 0.00750	\$0.35
Subtotal Current Charges	\$61.50
Taxes and Fees	
Franchise Fee Lee County	\$2.90
Florida Gross Receipts Tax	\$0.13
Subtotal Taxes and Fees	\$3.03
Total Current Charges	\$64.53

Service Address: 3501 AVENIDA DEL VERA BLVD, NORTH FORT MYERS, 33917
 Service Location: 1000091001

Service Dates: 05/23/25 - 06/22/25

Current Service Detail	
Light Energy Charge	\$1.35
55 LED	\$10.22
Power Cost Adjustment 20 kWh @ 0.00750	\$0.15
Subtotal Current Charges	\$11.72
Taxes and Fees	
Franchise Fee Lee County	\$0.55
Florida Gross Receipts Tax	\$0.05
Subtotal Taxes and Fees	\$0.60
Total Current Charges	\$12.32

Service Address: 3501 AVENIDA DEL VERA BLVD, NORTH FORT MYERS, 33917
 Service Location: 1000091002

Service Dates: 05/23/25 - 06/22/25

Current Service Detail	
Light Energy Charge	\$1.35
55 LED	\$10.22
Power Cost Adjustment 20 kWh @ 0.00750	\$0.15
Subtotal Current Charges	\$11.72
Taxes and Fees	
Franchise Fee Lee County	\$0.55
Florida Gross Receipts Tax	\$0.05
Subtotal Taxes and Fees	\$0.60
Total Current Charges	\$12.32

Service Address: MAGNOLIA LANDING LN, NORTH FORT MYERS, 33917
 Service Location: 1000111790

Service Dates: 05/23/25 - 06/22/25

Current Service Detail	
Light Energy Charge	\$6.74
150 watt HPS	\$14.17
13' Decorative Pole	\$29.71
Power Cost Adjustment 69 kWh @ 0.00750	\$0.52
Subtotal Current Charges	\$51.14
Taxes and Fees	
Franchise Fee Lee County	\$2.42
Florida Gross Receipts Tax	\$0.25
Subtotal Taxes and Fees	\$2.67
Total Current Charges	\$53.81

Service Address: MAGNOLIA LANDING LN, NORTH FORT MYERS, 33917
 Service Location: 1000111791

Service Dates: 05/23/25 - 06/22/25

Current Service Detail	
Light Energy Charge	\$6.74
150 watt HPS	\$14.17
13' Decorative Pole	\$29.71
Power Cost Adjustment 69 kWh @ 0.00750	\$0.52
Subtotal Current Charges	\$51.14
Taxes and Fees	
Franchise Fee Lee County	\$2.42
Florida Gross Receipts Tax	\$0.25
Subtotal Taxes and Fees	\$2.67
Total Current Charges	\$53.81

Service Address: MAGNOLIA LANDING LN, NORTH FORT MYERS, 33917
 Service Location: 1000111792

Service Dates: 05/23/25 - 06/22/25

Current Service Detail	
Light Energy Charge	\$6.74
150 watt HPS	\$14.17
13' Decorative Pole	\$29.71
Power Cost Adjustment 69 kWh @ 0.00750	\$0.52
Subtotal Current Charges	\$51.14
Taxes and Fees	
Franchise Fee Lee County	\$2.42
Florida Gross Receipts Tax	\$0.25
Subtotal Taxes and Fees	\$2.67
Total Current Charges	\$53.81

Service Address: MAGNOLIA LANDING LN, NORTH FORT MYERS, 33917
 Service Location: 1000111793

Service Dates: 05/23/25 - 06/22/25

Current Service Detail	
Light Energy Charge	\$6.74
150 watt HPS	\$14.17
13' Decorative Pole	\$29.71
Power Cost Adjustment 69 kWh @ 0.00750	\$0.52
Subtotal Current Charges	\$51.14
Taxes and Fees	
Franchise Fee Lee County	\$2.42
Florida Gross Receipts Tax	\$0.25
Subtotal Taxes and Fees	\$2.67
Total Current Charges	\$53.81



Service Address: 20091 FIDDLEWOOD AVE (13), NORTH FORT MYERS, 33917
 Service Location: 1000138005

Service Dates: 05/23/25 - 06/22/25

Current Service Detail	
Light Energy Charge	\$6.74
150 watt HPS	\$14.17
13' Decorative Pole	\$29.71
Power Cost Adjustment 69 kWh @ 0.00750	\$0.52
Subtotal Current Charges	\$51.14
Taxes and Fees	
Franchise Fee Lee County	\$2.42
Florida Gross Receipts Tax	\$0.25
Subtotal Taxes and Fees	\$2.67
Total Current Charges	\$53.81

Service Address: 20091 FIDDLEWOOD AVE (11), NORTH FORT MYERS, 33917
 Service Location: 1000154463

Service Dates: 05/23/25 - 06/22/25

Current Service Detail	
Light Energy Charge	\$6.74
150 watt HPS	\$14.17
13' Decorative Pole	\$29.71
Power Cost Adjustment 69 kWh @ 0.00750	\$0.52
Subtotal Current Charges	\$51.14
Taxes and Fees	
Franchise Fee Lee County	\$2.42
Florida Gross Receipts Tax	\$0.25
Subtotal Taxes and Fees	\$2.67
Total Current Charges	\$53.81

Service Address: MAGNOLIA LANDINGS 3 PHASE (C2), NORTH FORT MYERS, 33917
 Service Location: 1000163370

Service Dates: 05/23/25 - 06/22/25

Current Service Detail	
Light Energy Charge	\$6.74
150 watt HPS	\$14.17
13' Decorative Pole	\$29.71
Power Cost Adjustment 69 kWh @ 0.00750	\$0.52
Subtotal Current Charges	\$51.14
Taxes and Fees	
Franchise Fee Lee County	\$2.42
Florida Gross Receipts Tax	\$0.25
Subtotal Taxes and Fees	\$2.67
Total Current Charges	\$53.81

Service Address: MAGNOLIA LANDINGS 3 PHASE (P), NORTH FORT MYERS, 33917
 Service Location: 1000163371

Service Dates: 05/23/25 - 06/22/25

Current Service Detail	
Light Energy Charge	\$6.74
150 watt HPS	\$14.17
13' Decorative Pole	\$29.71
Power Cost Adjustment 69 kWh @ 0.00750	\$0.52
Subtotal Current Charges	\$51.14
Taxes and Fees	
Franchise Fee Lee County	\$2.42
Florida Gross Receipts Tax	\$0.25
Subtotal Taxes and Fees	\$2.67
Total Current Charges	\$53.81

Service Address: MAGNOLIA LANDINGS 3 PHASE (C3), NORTH FORT MYERS, 33917
 Service Location: 1000163372

Service Dates: 05/23/25 - 06/22/25

Current Service Detail	
Light Energy Charge	\$6.74
150 watt HPS	\$14.17
13' Decorative Pole	\$29.71
Power Cost Adjustment 69 kWh @ 0.00750	\$0.52
Subtotal Current Charges	\$51.14
Taxes and Fees	
Franchise Fee Lee County	\$2.42
Florida Gross Receipts Tax	\$0.25
Subtotal Taxes and Fees	\$2.67
Total Current Charges	\$53.81

Service Address: MAGNOLIA LANDINGS 3 PHASE (C4), NORTH FORT MYERS, 33917
 Service Location: 1000163373

Service Dates: 05/23/25 - 06/22/25

Current Service Detail	
Light Energy Charge	\$6.74
150 watt HPS	\$14.17
13' Decorative Pole	\$29.71
Power Cost Adjustment 69 kWh @ 0.00750	\$0.52
Subtotal Current Charges	\$51.14
Taxes and Fees	
Franchise Fee Lee County	\$2.42
Florida Gross Receipts Tax	\$0.25
Subtotal Taxes and Fees	\$2.67
Total Current Charges	\$53.81

Service Address: MAGNOLIA LANDINGS 3 PHASE (C5), NORTH FORT MYERS, 33917
 Service Location: 1000163374

Service Dates: 05/23/25 - 06/22/25

Current Service Detail	
Light Energy Charge	\$6.74
150 watt HPS	\$14.17
13' Decorative Pole	\$29.71
Power Cost Adjustment 69 kWh @ 0.00750	\$0.52
Subtotal Current Charges	\$51.14
Taxes and Fees	
Franchise Fee Lee County	\$2.42
Florida Gross Receipts Tax	\$0.25
Subtotal Taxes and Fees	\$2.67
Total Current Charges	\$53.81

Service Address: MAGNOLIA LANDINGS 3 PHASE (C6), NORTH FORT MYERS, 33917
 Service Location: 1000163375

Service Dates: 05/23/25 - 06/22/25

Current Service Detail	
Light Energy Charge	\$6.74
150 watt HPS	\$14.17
13' Decorative Pole	\$29.71
Power Cost Adjustment 69 kWh @ 0.00750	\$0.52
Subtotal Current Charges	\$51.14
Taxes and Fees	
Franchise Fee Lee County	\$2.42
Florida Gross Receipts Tax	\$0.25
Subtotal Taxes and Fees	\$2.67
Total Current Charges	\$53.81



Service Address: MAGNOLIA LANDINGS 3 PHASE (C7), NORTH FORT MYERS, 33917
 Service Location: 1000163376

Service Dates: 05/23/25 - 06/22/25

Current Service Detail	
Light Energy Charge	\$6.74
150 watt HPS	\$14.17
13' Decorative Pole	\$29.71
Power Cost Adjustment 69 kWh @ 0.00750	\$0.52
Subtotal Current Charges	\$51.14
Taxes and Fees	
Franchise Fee Lee County	\$2.42
Florida Gross Receipts Tax	\$0.25
Subtotal Taxes and Fees	\$2.67
Total Current Charges	\$53.81

Service Address: MAGNOLIA LANDINGS 3 PHASE (C8), NORTH FORT MYERS, 33917
 Service Location: 1000163377

Service Dates: 05/23/25 - 06/22/25

Current Service Detail	
Light Energy Charge	\$6.74
150 watt HPS	\$14.17
13' Decorative Pole	\$29.71
Power Cost Adjustment 69 kWh @ 0.00750	\$0.52
Subtotal Current Charges	\$51.14
Taxes and Fees	
Franchise Fee Lee County	\$2.42
Florida Gross Receipts Tax	\$0.25
Subtotal Taxes and Fees	\$2.67
Total Current Charges	\$53.81

Service Address: MAGNOLIA LANDINGS 3 PHASE (C9), NORTH FORT MYERS, 33917
 Service Location: 1000163378

Service Dates: 05/23/25 - 06/22/25

Current Service Detail	
Light Energy Charge	\$6.74
150 watt HPS	\$14.17
13' Decorative Pole	\$29.71
Power Cost Adjustment 69 kWh @ 0.00750	\$0.52
Subtotal Current Charges	\$51.14
Taxes and Fees	
Franchise Fee Lee County	\$2.42
Florida Gross Receipts Tax	\$0.25
Subtotal Taxes and Fees	\$2.67
Total Current Charges	\$53.81

Service Address: MAGNOLIA LANDINGS 3 PHASE (C10), NORTH FORT MYERS, 33917
 Service Location: 1000163379

Service Dates: 05/23/25 - 06/22/25

Current Service Detail	
Light Energy Charge	\$6.74
150 watt HPS	\$14.17
13' Decorative Pole	\$29.71
Power Cost Adjustment 69 kWh @ 0.00750	\$0.52
Subtotal Current Charges	\$51.14
Taxes and Fees	
Franchise Fee Lee County	\$2.42
Florida Gross Receipts Tax	\$0.25
Subtotal Taxes and Fees	\$2.67
Total Current Charges	\$53.81

Service Address: MAGNOLIA LANDINGS 3 PHASE (C11), NORTH FORT MYERS, 33917
 Service Location: 1000163380

Service Dates: 05/23/25 - 06/22/25

Current Service Detail	
Light Energy Charge	\$6.74
150 watt HPS	\$14.17
13' Decorative Pole	\$29.71
Power Cost Adjustment 69 kWh @ 0.00750	\$0.52
Subtotal Current Charges	\$51.14
Taxes and Fees	
Franchise Fee Lee County	\$2.42
Florida Gross Receipts Tax	\$0.25
Subtotal Taxes and Fees	\$2.67
Total Current Charges	\$53.81

Service Address: MAGNOLIA LANDINGS 3 PHASE (C12), NORTH FORT MYERS, 33917
 Service Location: 1000163381

Service Dates: 05/23/25 - 06/22/25

Current Service Detail	
Light Energy Charge	\$6.74
150 watt HPS	\$14.17
13' Decorative Pole	\$29.71
Power Cost Adjustment 69 kWh @ 0.00750	\$0.52
Subtotal Current Charges	\$51.14
Taxes and Fees	
Franchise Fee Lee County	\$2.42
Florida Gross Receipts Tax	\$0.25
Subtotal Taxes and Fees	\$2.67
Total Current Charges	\$53.81

Service Address: 3000 MAGNOLIA LANDING LN, NORTH FORT MYERS, 33917
 Service Location: 1000170334

Service Dates: 05/23/25 - 06/22/25

Current Service Detail	
Light Energy Charge	\$1.76
100 watt LED	\$29.68
13' Decorative Pole	\$29.71
Power Cost Adjustment 46 kWh @ 0.00750	\$0.35
Subtotal Current Charges	\$61.50
Taxes and Fees	
Franchise Fee Lee County	\$2.90
Florida Gross Receipts Tax	\$0.13
Subtotal Taxes and Fees	\$3.03
Total Current Charges	\$64.53

Service Address: 3000 MAGNOLIA LANDING LN, NORTH FORT MYERS, 33917
 Service Location: 1000170335

Service Dates: 05/23/25 - 06/22/25

Current Service Detail	
Light Energy Charge	\$1.76
100 watt LED	\$29.68
13' Decorative Pole	\$29.71
Power Cost Adjustment 46 kWh @ 0.00750	\$0.35
Subtotal Current Charges	\$61.50
Taxes and Fees	
Franchise Fee Lee County	\$2.90
Florida Gross Receipts Tax	\$0.13
Subtotal Taxes and Fees	\$3.03
Total Current Charges	\$64.53



Service Address: 3000 MAGNOLIA LANDING LN, NORTH FORT MYERS, 33917
 Service Location: 1000170336

Service Dates: 05/23/25 - 06/22/25

Current Service Detail	
Light Energy Charge	\$1.76
100 watt LED	\$29.68
13' Decorative Pole	\$29.71
Power Cost Adjustment 46 kWh @ 0.00750	\$0.35
Subtotal Current Charges	\$61.50
Taxes and Fees	
Franchise Fee Lee County	\$2.90
Florida Gross Receipts Tax	\$0.13
Subtotal Taxes and Fees	\$3.03
Total Current Charges	\$64.53

Service Address: 3000 MAGNOLIA LANDING LN, NORTH FORT MYERS, 33917
 Service Location: 1000170337

Service Dates: 05/23/25 - 06/22/25

Current Service Detail	
Light Energy Charge	\$1.76
100 watt LED	\$29.68
13' Decorative Pole	\$29.71
Power Cost Adjustment 46 kWh @ 0.00750	\$0.35
Subtotal Current Charges	\$61.50
Taxes and Fees	
Franchise Fee Lee County	\$2.90
Florida Gross Receipts Tax	\$0.13
Subtotal Taxes and Fees	\$3.03
Total Current Charges	\$64.53

Service Address: 3000 MAGNOLIA LANDING LN, NORTH FORT MYERS, 33917
 Service Location: 1000170338

Service Dates: 05/23/25 - 06/22/25

Current Service Detail	
Light Energy Charge	\$6.74
150 watt HPS	\$14.17
13' Decorative Pole	\$29.71
Power Cost Adjustment 69 kWh @ 0.00750	\$0.52
Subtotal Current Charges	\$51.14
Taxes and Fees	
Franchise Fee Lee County	\$2.42
Florida Gross Receipts Tax	\$0.25
Subtotal Taxes and Fees	\$2.67
Total Current Charges	\$53.81

Service Address: 3000 MAGNOLIA LANDING LN, NORTH FORT MYERS, 33917
 Service Location: 1000170339

Service Dates: 05/23/25 - 06/22/25

Current Service Detail	
Light Energy Charge	\$6.74
150 watt HPS	\$14.17
13' Decorative Pole	\$29.71
Power Cost Adjustment 69 kWh @ 0.00750	\$0.52
Subtotal Current Charges	\$51.14
Taxes and Fees	
Franchise Fee Lee County	\$2.42
Florida Gross Receipts Tax	\$0.25
Subtotal Taxes and Fees	\$2.67
Total Current Charges	\$53.81

Service Address: 3000 MAGNOLIA LANDING LN, NORTH FORT MYERS, 33917
 Service Location: 1000170340

Service Dates: 05/23/25 - 06/22/25

Current Service Detail	
Light Energy Charge	\$6.74
150 watt HPS	\$14.17
13' Decorative Pole	\$29.71
Power Cost Adjustment 69 kWh @ 0.00750	\$0.52
Subtotal Current Charges	\$51.14
Taxes and Fees	
Franchise Fee Lee County	\$2.42
Florida Gross Receipts Tax	\$0.25
Subtotal Taxes and Fees	\$2.67
Total Current Charges	\$53.81

Service Address: 3000 MAGNOLIA LANDING LN, NORTH FORT MYERS, 33917
 Service Location: 1000170341

Service Dates: 05/23/25 - 06/22/25

Current Service Detail	
Light Energy Charge	\$1.76
100 watt LED	\$29.68
13' Decorative Pole	\$29.71
Power Cost Adjustment 46 kWh @ 0.00750	\$0.35
Subtotal Current Charges	\$61.50
Taxes and Fees	
Franchise Fee Lee County	\$2.90
Florida Gross Receipts Tax	\$0.13
Subtotal Taxes and Fees	\$3.03
Total Current Charges	\$64.53

Service Address: 3000 MAGNOLIA LANDING LN, NORTH FORT MYERS, 33917
 Service Location: 1000170342

Service Dates: 05/23/25 - 06/22/25

Current Service Detail	
Light Energy Charge	\$1.76
100 watt LED	\$29.68
13' Decorative Pole	\$29.71
Power Cost Adjustment 46 kWh @ 0.00750	\$0.35
Subtotal Current Charges	\$61.50
Taxes and Fees	
Franchise Fee Lee County	\$2.90
Florida Gross Receipts Tax	\$0.13
Subtotal Taxes and Fees	\$3.03
Total Current Charges	\$64.53

Service Address: 20091 FIDDLEWOOD AVE (10), NORTH FORT MYERS, 33917
 Service Location: 1000172452

Service Dates: 05/23/25 - 06/22/25

Current Service Detail	
Light Energy Charge	\$6.74
150 watt HPS	\$14.17
13' Decorative Pole	\$29.71
Power Cost Adjustment 69 kWh @ 0.00750	\$0.52
Subtotal Current Charges	\$51.14
Taxes and Fees	
Franchise Fee Lee County	\$2.42
Florida Gross Receipts Tax	\$0.25
Subtotal Taxes and Fees	\$2.67
Total Current Charges	\$53.81



Service Address: 20091 FIDDLEWOOD AVE (8), NORTH FORT MYERS, 33917
 Service Location: 1000185872

Service Dates: 05/23/25 - 06/22/25

Current Service Detail	
Light Energy Charge	\$6.74
150 watt HPS	\$14.17
13' Decorative Pole	\$29.71
Power Cost Adjustment 69 kWh @ 0.00750	\$0.52
Subtotal Current Charges	\$51.14
Taxes and Fees	
Franchise Fee Lee County	\$2.42
Florida Gross Receipts Tax	\$0.25
Subtotal Taxes and Fees	\$2.67
Total Current Charges	\$53.81

Service Address: 20091 FIDDLEWOOD AVE (7), NORTH FORT MYERS, 33917
 Service Location: 1000199422

Service Dates: 05/23/25 - 06/22/25

Current Service Detail	
Light Energy Charge	\$6.74
150 watt HPS	\$14.17
13' Decorative Pole	\$29.71
Power Cost Adjustment 69 kWh @ 0.00750	\$0.52
Subtotal Current Charges	\$51.14
Taxes and Fees	
Franchise Fee Lee County	\$2.42
Florida Gross Receipts Tax	\$0.25
Subtotal Taxes and Fees	\$2.67
Total Current Charges	\$53.81

Service Address: MAGNOLIA LANDING PHASE 2, NORTH FORT MYERS, 33917
 Service Location: 1000202746

Service Dates: 05/23/25 - 06/22/25

Current Service Detail	
Light Energy Charge	\$6.74
150 watt HPS	\$14.17
13' Decorative Pole	\$29.71
Power Cost Adjustment 69 kWh @ 0.00750	\$0.52
Subtotal Current Charges	\$51.14
Taxes and Fees	
Franchise Fee Lee County	\$2.42
Florida Gross Receipts Tax	\$0.25
Subtotal Taxes and Fees	\$2.67
Total Current Charges	\$53.81

Service Address: FIDDLEWOOD AVE, NORTH FORT MYERS, 33917
 Service Location: 1000210497

Service Dates: 05/23/25 - 06/22/25

Current Service Detail	
Light Energy Charge	\$6.74
150 watt HPS	\$14.17
13' Decorative Pole	\$29.71
Power Cost Adjustment 69 kWh @ 0.00750	\$0.52
Subtotal Current Charges	\$51.14
Taxes and Fees	
Franchise Fee Lee County	\$2.42
Florida Gross Receipts Tax	\$0.25
Subtotal Taxes and Fees	\$2.67
Total Current Charges	\$53.81

Service Address: FIDDLEWOOD AVE, NORTH FORT MYERS, 33917
Service Location: 1000210498

Service Dates: 05/23/25 - 06/22/25

Current Service Detail	
Light Energy Charge	\$6.74
150 watt HPS	\$14.17
13' Decorative Pole	\$29.71
Power Cost Adjustment	69 kWh @ 0.00750 \$0.52
Subtotal Current Charges	\$51.14
Taxes and Fees	
Franchise Fee Lee County	\$2.42
Florida Gross Receipts Tax	\$0.25
Subtotal Taxes and Fees	\$2.67
Total Current Charges	\$53.81

Service Address: FIDDLEWOOD AVE, NORTH FORT MYERS, 33917
Service Location: 1000210499

Service Dates: 05/23/25 - 06/22/25

Current Service Detail	
Light Energy Charge	\$6.74
150 watt HPS	\$14.17
13' Decorative Pole	\$29.71
Power Cost Adjustment	69 kWh @ 0.00750 \$0.52
Subtotal Current Charges	\$51.14
Taxes and Fees	
Franchise Fee Lee County	\$2.42
Florida Gross Receipts Tax	\$0.25
Subtotal Taxes and Fees	\$2.67
Total Current Charges	\$53.81

Service Address: FIDDLEWOOD AVE, NORTH FORT MYERS, 33917
Service Location: 1000210500

Service Dates: 05/23/25 - 06/22/25

Current Service Detail	
Light Energy Charge	\$6.74
150 watt HPS	\$14.17
13' Decorative Pole	\$29.71
Power Cost Adjustment	69 kWh @ 0.00750 \$0.52
Subtotal Current Charges	\$51.14
Taxes and Fees	
Franchise Fee Lee County	\$2.42
Florida Gross Receipts Tax	\$0.25
Subtotal Taxes and Fees	\$2.67
Total Current Charges	\$53.81

Service Address: 20091 FIDDLEWOOD AVE (6), NORTH FORT MYERS, 33917
Service Location: 1000211595

Service Dates: 05/23/25 - 06/22/25

Current Service Detail	
Light Energy Charge	\$6.74
150 watt HPS	\$14.17
13' Decorative Pole	\$29.71
Power Cost Adjustment	69 kWh @ 0.00750 \$0.52
Subtotal Current Charges	\$51.14
Taxes and Fees	
Franchise Fee Lee County	\$2.42
Florida Gross Receipts Tax	\$0.25
Subtotal Taxes and Fees	\$2.67
Total Current Charges	\$53.81



Service Address: MAGNOLIA LANDING LN & LONG POND RD, NORTH FORT MYERS, 33917
 Service Location: 1000217219

Service Dates: 05/23/25 - 06/22/25

Current Service Detail	
Light Energy Charge	\$6.74
150 watt HPS	\$14.17
13' Decorative Pole	\$29.71
Power Cost Adjustment 69 kWh @ 0.00750	\$0.52
Subtotal Current Charges	\$51.14
Taxes and Fees	
Franchise Fee Lee County	\$2.42
Florida Gross Receipts Tax	\$0.25
Subtotal Taxes and Fees	\$2.67
Total Current Charges	\$53.81

Service Address: MAGNOLIA LANDING LN & LONG POND RD, NORTH FORT MYERS, 33917
 Service Location: 1000217220

Service Dates: 05/23/25 - 06/22/25

Current Service Detail	
Light Energy Charge	\$1.76
100 watt LED	\$29.68
13' Decorative Pole	\$29.71
Power Cost Adjustment 46 kWh @ 0.00750	\$0.35
Subtotal Current Charges	\$61.50
Taxes and Fees	
Franchise Fee Lee County	\$2.90
Florida Gross Receipts Tax	\$0.13
Subtotal Taxes and Fees	\$3.03
Total Current Charges	\$64.53

Service Address: MAGNOLIA LANDING LN & LONG POND RD, NORTH FORT MYERS, 33917
 Service Location: 1000217221

Service Dates: 05/23/25 - 06/22/25

Current Service Detail	
Light Energy Charge	\$1.76
100 watt LED	\$29.68
13' Decorative Pole	\$29.71
Power Cost Adjustment 46 kWh @ 0.00750	\$0.35
Subtotal Current Charges	\$61.50
Taxes and Fees	
Franchise Fee Lee County	\$2.90
Florida Gross Receipts Tax	\$0.13
Subtotal Taxes and Fees	\$3.03
Total Current Charges	\$64.53

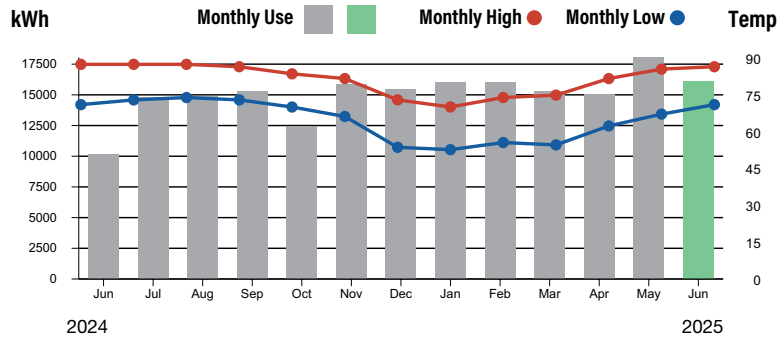
Service Address: MAGNOLIA LANDING LN & LONG POND RD, NORTH FORT MYERS, 33917
 Service Location: 1000217222

Service Dates: 05/23/25 - 06/22/25

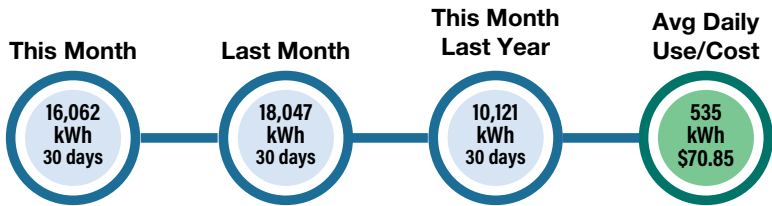
Current Service Detail	
Light Energy Charge	\$1.43
75 watt LED	\$29.68
13' Decorative Pole	\$29.71
Power Cost Adjustment 35 kWh @ 0.00750	\$0.26
Subtotal Current Charges	\$61.08
Taxes and Fees	
Franchise Fee Lee County	\$2.88
Florida Gross Receipts Tax	\$0.11
Subtotal Taxes and Fees	\$2.99
Total Current Charges	\$64.07

Service Address: 3006 MAGNOLIA LANDING LN #FOUNTAIN, NORTH FORT MYERS, 33917
Service Location: 1000224231

Rate Schedule Description	Meter No.	Reading Dates		Readings		Multiplier	kWh Usage
		From	To	Previous	Present		
GS NODEM 3PH	99232810	05/23/25	06/22/25	83958	20	1	16062



Current Service Detail			
Customer Charge			\$29.50
Energy Charge-Electric	16,062 kWh @ 0.12300		\$1,975.63
Power Cost Adjustment	16,062 kWh @ 0.00750		\$120.47
Subtotal Current Charges			\$2,125.60
Taxes and Fees			
Franchise Fee Lee County			\$102.52
Florida Gross Receipts Tax			\$56.95
Subtotal Taxes and Fees			\$159.47
Total Current Charges			\$2,285.07



Service Address: 3501 AVENIDA DEL VERA BLVD # LIGHTS, NORTH FORT MYERS, 33917
Service Location: 1000240194

Service Dates: 05/23/25 - 06/22/25

Current Service Detail			
Light Energy Charge			\$6.74
150 watt HPS			\$14.17
13' Decorative Pole			\$29.71
Power Cost Adjustment	69 kWh @ 0.00750		\$0.52
Subtotal Current Charges			\$51.14
Taxes and Fees			
Franchise Fee Lee County			\$2.42
Florida Gross Receipts Tax			\$0.25
Subtotal Taxes and Fees			\$2.67
Total Current Charges			\$53.81

Service Address: 3501 AVENIDA DEL VERA BLVD # LIGHTS, NORTH FORT MYERS, 33917
Service Location: 1000240195

Service Dates: 05/23/25 - 06/22/25

Current Service Detail			
Light Energy Charge			\$1.43
75 watt LED			\$29.68
13' Decorative Pole			\$29.71
Power Cost Adjustment	35 kWh @ 0.00750		\$0.26
Subtotal Current Charges			\$61.08
Taxes and Fees			
Franchise Fee Lee County			\$2.88
Florida Gross Receipts Tax			\$0.11
Subtotal Taxes and Fees			\$2.99
Total Current Charges			\$64.07



Service Address: 3501 AVENIDA DEL VERA BLVD # LIGHTS, NORTH FORT MYERS, 33917
 Service Location: 1000240196

Service Dates: 05/23/25 - 06/22/25

Current Service Detail	
Light Energy Charge	\$6.74
150 watt HPS	\$14.17
13' Decorative Pole	\$29.71
Power Cost Adjustment 69 kWh @ 0.00750	\$0.52
Subtotal Current Charges	\$51.14
Taxes and Fees	
Franchise Fee Lee County	\$2.42
Florida Gross Receipts Tax	\$0.25
Subtotal Taxes and Fees	\$2.67
Total Current Charges	\$53.81

Service Address: 3501 AVENIDA DEL VERA BLVD # LIGHTS, NORTH FORT MYERS, 33917
 Service Location: 1000240197

Service Dates: 05/23/25 - 06/22/25

Current Service Detail	
Light Energy Charge	\$1.43
75 watt LED	\$29.68
13' Decorative Pole	\$29.71
Power Cost Adjustment 35 kWh @ 0.00750	\$0.26
Subtotal Current Charges	\$61.08
Taxes and Fees	
Franchise Fee Lee County	\$2.88
Florida Gross Receipts Tax	\$0.11
Subtotal Taxes and Fees	\$2.99
Total Current Charges	\$64.07

Service Address: 3501 AVENIDA DEL VERA BLVD # LIGHTS, NORTH FORT MYERS, 33917
 Service Location: 1000240198

Service Dates: 05/23/25 - 06/22/25

Current Service Detail	
Light Energy Charge	\$6.74
150 watt HPS	\$14.17
13' Decorative Pole	\$29.71
Power Cost Adjustment 69 kWh @ 0.00750	\$0.52
Subtotal Current Charges	\$51.14
Taxes and Fees	
Franchise Fee Lee County	\$2.42
Florida Gross Receipts Tax	\$0.25
Subtotal Taxes and Fees	\$2.67
Total Current Charges	\$53.81

Service Address: 3501 AVENIDA DEL VERA BLVD # LIGHTS, NORTH FORT MYERS, 33917
 Service Location: 1000240199

Service Dates: 05/23/25 - 06/22/25

Current Service Detail	
Light Energy Charge	\$1.43
75 watt LED	\$29.68
13' Decorative Pole	\$29.71
Power Cost Adjustment 35 kWh @ 0.00750	\$0.26
Subtotal Current Charges	\$61.08
Taxes and Fees	
Franchise Fee Lee County	\$2.88
Florida Gross Receipts Tax	\$0.11
Subtotal Taxes and Fees	\$2.99
Total Current Charges	\$64.07

Service Address: 3501 AVENIDA DEL VERA BLVD # LIGHTS, NORTH FORT MYERS, 33917
 Service Location: 1000240200

Service Dates: 05/23/25 - 06/22/25

Current Service Detail	
Light Energy Charge	\$6.74
150 watt HPS	\$14.17
13' Decorative Pole	\$29.71
Power Cost Adjustment 69 kWh @ 0.00750	\$0.52
Subtotal Current Charges	\$51.14
Taxes and Fees	
Franchise Fee Lee County	\$2.42
Florida Gross Receipts Tax	\$0.25
Subtotal Taxes and Fees	\$2.67
Total Current Charges	\$53.81

Service Address: 3501 AVENIDA DEL VERA BLVD # LIGHTS, NORTH FORT MYERS, 33917
 Service Location: 1000240201

Service Dates: 05/23/25 - 06/22/25

Current Service Detail	
Light Energy Charge	\$1.76
100 watt LED	\$29.68
13' Decorative Pole	\$29.71
Power Cost Adjustment 46 kWh @ 0.00750	\$0.35
Subtotal Current Charges	\$61.50
Taxes and Fees	
Franchise Fee Lee County	\$2.90
Florida Gross Receipts Tax	\$0.13
Subtotal Taxes and Fees	\$3.03
Total Current Charges	\$64.53

Service Address: 3501 AVENIDA DEL VERA BLVD # LIGHTS, NORTH FORT MYERS, 33917
 Service Location: 1000240202

Service Dates: 05/23/25 - 06/22/25

Current Service Detail	
Light Energy Charge	\$6.74
150 watt HPS	\$14.17
13' Decorative Pole	\$29.71
Power Cost Adjustment 69 kWh @ 0.00750	\$0.52
Subtotal Current Charges	\$51.14
Taxes and Fees	
Franchise Fee Lee County	\$2.42
Florida Gross Receipts Tax	\$0.25
Subtotal Taxes and Fees	\$2.67
Total Current Charges	\$53.81

Service Address: 3501 AVENIDA DEL VERA BLVD # LIGHTS, NORTH FORT MYERS, 33917
 Service Location: 1000240203

Service Dates: 05/23/25 - 06/22/25

Current Service Detail	
Light Energy Charge	\$1.76
100 watt LED	\$29.68
13' Decorative Pole	\$29.71
Power Cost Adjustment 46 kWh @ 0.00750	\$0.35
Subtotal Current Charges	\$61.50
Taxes and Fees	
Franchise Fee Lee County	\$2.90
Florida Gross Receipts Tax	\$0.13
Subtotal Taxes and Fees	\$3.03
Total Current Charges	\$64.53



Service Address: 3501 AVENIDA DEL VERA BLVD # LIGHTS, NORTH FORT MYERS, 33917
 Service Location: 1000240204

Service Dates: 05/23/25 - 06/22/25

Current Service Detail	
Light Energy Charge	\$1.76
100 watt LED	\$29.68
13' Decorative Pole	\$29.71
Power Cost Adjustment 46 kWh @ 0.00750	\$0.35
Subtotal Current Charges	\$61.50
Taxes and Fees	
Franchise Fee Lee County	\$2.90
Florida Gross Receipts Tax	\$0.13
Subtotal Taxes and Fees	\$3.03
Total Current Charges	\$64.53

Service Address: 3501 AVENIDA DEL VERA BLVD # LIGHTS, NORTH FORT MYERS, 33917
 Service Location: 1000240205

Service Dates: 05/23/25 - 06/22/25

Current Service Detail	
Light Energy Charge	\$1.76
100 watt LED	\$29.68
13' Decorative Pole	\$29.71
Power Cost Adjustment 46 kWh @ 0.00750	\$0.35
Subtotal Current Charges	\$61.50
Taxes and Fees	
Franchise Fee Lee County	\$2.90
Florida Gross Receipts Tax	\$0.13
Subtotal Taxes and Fees	\$3.03
Total Current Charges	\$64.53

Service Address: 3501 AVENIDA DEL VERA BLVD # LIGHTS, NORTH FORT MYERS, 33917
 Service Location: 1000240206

Service Dates: 05/23/25 - 06/22/25

Current Service Detail	
Light Energy Charge	\$1.76
100 watt LED	\$29.68
13' Decorative Pole	\$29.71
Power Cost Adjustment 46 kWh @ 0.00750	\$0.35
Subtotal Current Charges	\$61.50
Taxes and Fees	
Franchise Fee Lee County	\$2.90
Florida Gross Receipts Tax	\$0.13
Subtotal Taxes and Fees	\$3.03
Total Current Charges	\$64.53

Service Address: 3501 AVENIDA DEL VERA BLVD # LIGHTS, NORTH FORT MYERS, 33917
 Service Location: 1000240207

Service Dates: 05/23/25 - 06/22/25

Current Service Detail	
Light Energy Charge	\$6.74
150 watt HPS	\$14.17
13' Decorative Pole	\$29.71
Power Cost Adjustment 69 kWh @ 0.00750	\$0.52
Subtotal Current Charges	\$51.14
Taxes and Fees	
Franchise Fee Lee County	\$2.42
Florida Gross Receipts Tax	\$0.25
Subtotal Taxes and Fees	\$2.67
Total Current Charges	\$53.81

Service Address: 3501 AVENIDA DEL VERA BLVD # LIGHTS, NORTH FORT MYERS, 33917
 Service Location: 1000240208

Service Dates: 05/23/25 - 06/22/25

Current Service Detail	
Light Energy Charge	\$6.74
150 watt HPS	\$14.17
13' Decorative Pole	\$29.71
Power Cost Adjustment 69 kWh @ 0.00750	\$0.52
Subtotal Current Charges	\$51.14
Taxes and Fees	
Franchise Fee Lee County	\$2.42
Florida Gross Receipts Tax	\$0.25
Subtotal Taxes and Fees	\$2.67
Total Current Charges	\$53.81

Service Address: 3501 AVENIDA DEL VERA BLVD # LIGHTS, NORTH FORT MYERS, 33917
 Service Location: 1000240209

Service Dates: 05/23/25 - 06/22/25

Current Service Detail	
Light Energy Charge	\$6.74
150 watt HPS	\$14.17
13' Decorative Pole	\$29.71
Power Cost Adjustment 69 kWh @ 0.00750	\$0.52
Subtotal Current Charges	\$51.14
Taxes and Fees	
Franchise Fee Lee County	\$2.42
Florida Gross Receipts Tax	\$0.25
Subtotal Taxes and Fees	\$2.67
Total Current Charges	\$53.81

Service Address: 3501 AVENIDA DEL VERA BLVD # LIGHTS, NORTH FORT MYERS, 33917
 Service Location: 1000240210

Service Dates: 05/23/25 - 06/22/25

Current Service Detail	
Light Energy Charge	\$1.76
100 watt LED	\$29.68
13' Decorative Pole	\$29.71
Power Cost Adjustment 46 kWh @ 0.00750	\$0.35
Subtotal Current Charges	\$61.50
Taxes and Fees	
Franchise Fee Lee County	\$2.90
Florida Gross Receipts Tax	\$0.13
Subtotal Taxes and Fees	\$3.03
Total Current Charges	\$64.53

Service Address: 3501 AVENIDA DEL VERA BLVD # LIGHTS, NORTH FORT MYERS, 33917
 Service Location: 1000240211

Service Dates: 05/23/25 - 06/22/25

Current Service Detail	
Light Energy Charge	\$6.74
150 watt HPS	\$14.17
13' Decorative Pole	\$29.71
Power Cost Adjustment 69 kWh @ 0.00750	\$0.52
Subtotal Current Charges	\$51.14
Taxes and Fees	
Franchise Fee Lee County	\$2.42
Florida Gross Receipts Tax	\$0.25
Subtotal Taxes and Fees	\$2.67
Total Current Charges	\$53.81



Service Address: 3501 AVENIDA DEL VERA BLVD # LIGHTS, NORTH FORT MYERS, 33917
 Service Location: 1000240212

Service Dates: 05/23/25 - 06/22/25

Current Service Detail	
Light Energy Charge	\$1.76
100 watt LED	\$29.68
13' Decorative Pole	\$29.71
Power Cost Adjustment	46 kWh @ 0.00750
UG Conductor .01FT	\$2.95
Subtotal Current Charges	\$64.45
Taxes and Fees	
Franchise Fee Lee County	\$3.04
Florida Gross Receipts Tax	\$0.13
Subtotal Taxes and Fees	\$3.17
Total Current Charges	\$67.62

Service Address: 3501 AVENIDA DEL VERA BLVD # LIGHTS, NORTH FORT MYERS, 33917
 Service Location: 1000240213

Service Dates: 05/23/25 - 06/22/25

Current Service Detail	
Light Energy Charge	\$6.74
150 watt HPS	\$14.17
13' Decorative Pole	\$29.71
Power Cost Adjustment	69 kWh @ 0.00750
Subtotal Current Charges	\$51.14
Taxes and Fees	
Franchise Fee Lee County	\$2.42
Florida Gross Receipts Tax	\$0.25
Subtotal Taxes and Fees	\$2.67
Total Current Charges	\$53.81

Service Address: 3501 AVENIDA DEL VERA BLVD # LIGHTS, NORTH FORT MYERS, 33917
 Service Location: 1000240214

Service Dates: 05/23/25 - 06/22/25

Current Service Detail	
Light Energy Charge	\$6.74
150 watt HPS	\$14.17
13' Decorative Pole	\$29.71
Power Cost Adjustment	69 kWh @ 0.00750
Subtotal Current Charges	\$51.14
Taxes and Fees	
Franchise Fee Lee County	\$2.42
Florida Gross Receipts Tax	\$0.25
Subtotal Taxes and Fees	\$2.67
Total Current Charges	\$53.81

Service Address: 3501 AVENIDA DEL VERA BLVD # LIGHTS, NORTH FORT MYERS, 33917
 Service Location: 1000240215

Service Dates: 05/23/25 - 06/22/25

Current Service Detail	
Light Energy Charge	\$1.76
100 watt LED	\$29.68
13' Decorative Pole	\$29.71
Power Cost Adjustment	46 kWh @ 0.00750
Subtotal Current Charges	\$61.50
Taxes and Fees	
Franchise Fee Lee County	\$2.90
Florida Gross Receipts Tax	\$0.13
Subtotal Taxes and Fees	\$3.03
Total Current Charges	\$64.53

Service Address: 3501 AVENIDA DEL VERA BLVD # LIGHTS, NORTH FORT MYERS, 33917
 Service Location: 1000240216

Service Dates: 05/23/25 - 06/22/25

Current Service Detail	
Light Energy Charge	\$6.74
150 watt HPS	\$14.17
13' Decorative Pole	\$29.71
Power Cost Adjustment 69 kWh @ 0.00750	\$0.52
Subtotal Current Charges	\$51.14
Taxes and Fees	
Franchise Fee Lee County	\$2.42
Florida Gross Receipts Tax	\$0.25
Subtotal Taxes and Fees	\$2.67
Total Current Charges	\$53.81

Service Address: 3501 AVENIDA DEL VERA BLVD # LIGHTS, NORTH FORT MYERS, 33917
 Service Location: 1000240217

Service Dates: 05/23/25 - 06/22/25

Current Service Detail	
Light Energy Charge	\$1.76
100 watt LED	\$29.68
13' Decorative Pole	\$29.71
Power Cost Adjustment 46 kWh @ 0.00750	\$0.35
Subtotal Current Charges	\$61.50
Taxes and Fees	
Franchise Fee Lee County	\$2.90
Florida Gross Receipts Tax	\$0.13
Subtotal Taxes and Fees	\$3.03
Total Current Charges	\$64.53

Service Address: 3501 AVENIDA DEL VERA BLVD # LIGHTS, NORTH FORT MYERS, 33917
 Service Location: 1000240218

Service Dates: 05/23/25 - 06/22/25

Current Service Detail	
Light Energy Charge	\$6.74
150 watt HPS	\$14.17
13' Decorative Pole	\$29.71
Power Cost Adjustment 69 kWh @ 0.00750	\$0.52
Subtotal Current Charges	\$51.14
Taxes and Fees	
Franchise Fee Lee County	\$2.42
Florida Gross Receipts Tax	\$0.25
Subtotal Taxes and Fees	\$2.67
Total Current Charges	\$53.81

Service Address: 3501 AVENIDA DEL VERA BLVD # LIGHTS, NORTH FORT MYERS, 33917
 Service Location: 1000240219

Service Dates: 05/23/25 - 06/22/25

Current Service Detail	
Light Energy Charge	\$1.76
100 watt LED	\$29.68
13' Decorative Pole	\$29.71
Power Cost Adjustment 46 kWh @ 0.00750	\$0.35
Subtotal Current Charges	\$61.50
Taxes and Fees	
Franchise Fee Lee County	\$2.90
Florida Gross Receipts Tax	\$0.13
Subtotal Taxes and Fees	\$3.03
Total Current Charges	\$64.53



Service Address: 3501 AVENIDA DEL VERA BLVD # LIGHTS, NORTH FORT MYERS, 33917
 Service Location: 1000240220

Service Dates: 05/23/25 - 06/22/25

Current Service Detail	
Light Energy Charge	\$6.74
150 watt HPS	\$14.17
13' Decorative Pole	\$29.71
Power Cost Adjustment 69 kWh @ 0.00750	\$0.52
Subtotal Current Charges	\$51.14
Taxes and Fees	
Franchise Fee Lee County	\$2.42
Florida Gross Receipts Tax	\$0.25
Subtotal Taxes and Fees	\$2.67
Total Current Charges	\$53.81

Service Address: 20091 FIDDLEWOOD AVE (5), NORTH FORT MYERS, 33917
 Service Location: 1000241014

Service Dates: 05/23/25 - 06/22/25

Current Service Detail	
Light Energy Charge	\$6.74
150 watt HPS	\$14.17
13' Decorative Pole	\$29.71
Power Cost Adjustment 69 kWh @ 0.00750	\$0.52
Subtotal Current Charges	\$51.14
Taxes and Fees	
Franchise Fee Lee County	\$2.42
Florida Gross Receipts Tax	\$0.25
Subtotal Taxes and Fees	\$2.67
Total Current Charges	\$53.81

Service Address: 20091 FIDDLEWOOD AVE (4), NORTH FORT MYERS, 33917
 Service Location: 1000262357

Service Dates: 05/23/25 - 06/22/25

Current Service Detail	
Light Energy Charge	\$6.74
150 watt HPS	\$14.17
13' Decorative Pole	\$29.71
Power Cost Adjustment 69 kWh @ 0.00750	\$0.52
Subtotal Current Charges	\$51.14
Taxes and Fees	
Franchise Fee Lee County	\$2.42
Florida Gross Receipts Tax	\$0.25
Subtotal Taxes and Fees	\$2.67
Total Current Charges	\$53.81

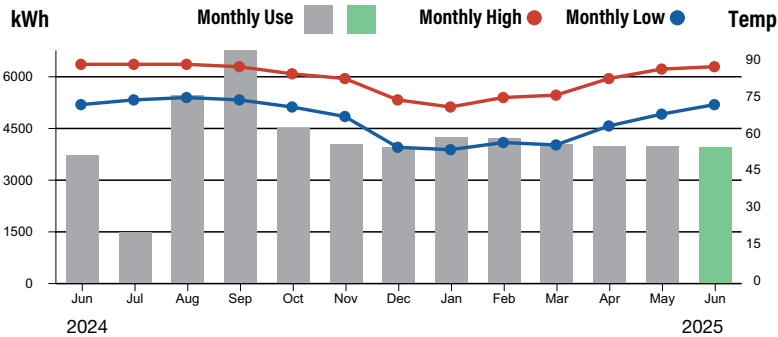
Service Address: 20091 FIDDLEWOOD AVE (2), NORTH FORT MYERS, 33917
 Service Location: 1000267462

Service Dates: 05/23/25 - 06/22/25


Current Service Detail	
Light Energy Charge	\$1.76
100 watt LED	\$29.68
13' Decorative Pole	\$29.71
Power Cost Adjustment 46 kWh @ 0.00750	\$0.35
Subtotal Current Charges	\$61.50
Taxes and Fees	
Franchise Fee Lee County	\$2.90
Florida Gross Receipts Tax	\$0.13
Subtotal Taxes and Fees	\$3.03
Total Current Charges	\$64.53

Service Address: 2123 PIGEON PLUM WAY #FOUNTAIN, NORTH FORT MYERS, 33917
Service Location: 1000352665

Rate Schedule Description	Meter No.	Reading Dates		Readings		Multiplier	kWh Usage
		From	To	Previous	Present		
GS NODEM 1PH	63229594	05/23/25	06/22/25	93907	97872	1	3965



Current Service Detail		
Customer Charge		\$26.50
Energy Charge-Electric	3,965 kWh @ 0.11900	\$471.84
Power Cost Adjustment	3,965 kWh @ 0.00750	\$29.74
Subtotal Current Charges		\$528.08
Taxes and Fees		
Franchise Fee Lee County		\$25.47
Florida Gross Receipts Tax		\$14.15
Subtotal Taxes and Fees		\$39.62
Total Current Charges		\$567.70



Service Address: MAGNOLIA LANDING PHASE 2 C1, N FORT MYERS, 33917
Service Location: 1000354243

Service Dates: 05/23/25 - 06/22/25

Current Service Detail		
Light Energy Charge		\$6.74
150 watt HPS		\$14.17
13' Decorative Pole		\$29.71
Power Cost Adjustment	69 kWh @ 0.00750	\$0.52
Subtotal Current Charges		\$51.14
Taxes and Fees		
Franchise Fee Lee County		\$2.42
Florida Gross Receipts Tax		\$0.25
Subtotal Taxes and Fees		\$2.67
Total Current Charges		\$53.81

Service Address: MAGNOLIA LANDING PHASE 2 C2, LEHIGH ACRES, 33972
Service Location: 1000354244

Service Dates: 05/23/25 - 06/22/25

Current Service Detail		
Light Energy Charge		\$6.74
150 watt HPS		\$14.17
13' Decorative Pole		\$29.71
Power Cost Adjustment	69 kWh @ 0.00750	\$0.52
Subtotal Current Charges		\$51.14
Taxes and Fees		
Franchise Fee Lee County		\$2.42
Florida Gross Receipts Tax		\$0.25
Subtotal Taxes and Fees		\$2.67
Total Current Charges		\$53.81



Service Address: MAGNOLIA LANDING PHASE 2 C3, N FORT MYERS, 33917
 Service Location: 1000354245

Service Dates: 05/23/25 - 06/22/25

Current Service Detail	
Light Energy Charge	\$6.74
150 watt HPS	\$14.17
13' Decorative Pole	\$29.71
Power Cost Adjustment 69 kWh @ 0.00750	\$0.52
Subtotal Current Charges	\$51.14
Taxes and Fees	
Franchise Fee Lee County	\$2.42
Florida Gross Receipts Tax	\$0.25
Subtotal Taxes and Fees	\$2.67
Total Current Charges	\$53.81

Service Address: MAGNOLIA LANDINGS, NORTH FORT MYERS, 33917
 Service Location: 1000356918

Service Dates: 05/23/25 - 06/22/25

Current Service Detail	
Light Energy Charge	\$6.74
150 watt HPS	\$14.17
13' Decorative Pole	\$29.71
Power Cost Adjustment 69 kWh @ 0.00750	\$0.52
Subtotal Current Charges	\$51.14
Taxes and Fees	
Franchise Fee Lee County	\$2.42
Florida Gross Receipts Tax	\$0.25
Subtotal Taxes and Fees	\$2.67
Total Current Charges	\$53.81

Service Address: MAGNOLIA LANDINGS C-1, NORTH FORT MYERS, 33917
 Service Location: 1000356919

Service Dates: 05/23/25 - 06/22/25

Current Service Detail	
Light Energy Charge	\$6.74
150 watt HPS	\$14.17
13' Decorative Pole	\$29.71
Power Cost Adjustment 69 kWh @ 0.00750	\$0.52
Subtotal Current Charges	\$51.14
Taxes and Fees	
Franchise Fee Lee County	\$2.42
Florida Gross Receipts Tax	\$0.25
Subtotal Taxes and Fees	\$2.67
Total Current Charges	\$53.81

Service Address: MAGNOLIA LANDINGS C-2, NORTH FORT MYERS, 33917
 Service Location: 1000356920

Service Dates: 05/23/25 - 06/22/25

Current Service Detail	
Light Energy Charge	\$6.74
150 watt HPS	\$14.17
13' Decorative Pole	\$29.71
Power Cost Adjustment 69 kWh @ 0.00750	\$0.52
Subtotal Current Charges	\$51.14
Taxes and Fees	
Franchise Fee Lee County	\$2.42
Florida Gross Receipts Tax	\$0.25
Subtotal Taxes and Fees	\$2.67
Total Current Charges	\$53.81

Service Address: MAGNOLIA LANDINGS C-3, NORTH FORT MYERS, 33917
Service Location: 1000356921

Service Dates: 05/23/25 - 06/22/25

Current Service Detail	
Light Energy Charge	\$6.74
150 watt HPS	\$14.17
13' Decorative Pole	\$29.71
Power Cost Adjustment	69 kWh @ 0.00750 \$0.52
Subtotal Current Charges	\$51.14
Taxes and Fees	
Franchise Fee Lee County	\$2.42
Florida Gross Receipts Tax	\$0.25
Subtotal Taxes and Fees	\$2.67
Total Current Charges	\$53.81

Service Address: MAGNOLIA LANDINGS C-4, NORTH FORT MYERS, 33917
Service Location: 1000356922

Service Dates: 05/23/25 - 06/22/25

Current Service Detail	
Light Energy Charge	\$6.74
150 watt HPS	\$14.17
13' Decorative Pole	\$29.71
Power Cost Adjustment	69 kWh @ 0.00750 \$0.52
Subtotal Current Charges	\$51.14
Taxes and Fees	
Franchise Fee Lee County	\$2.42
Florida Gross Receipts Tax	\$0.25
Subtotal Taxes and Fees	\$2.67
Total Current Charges	\$53.81

Service Address: MAGNOLIA LANDINGS C-5, NORTH FORT MYERS, 33917
Service Location: 1000356923

Service Dates: 05/23/25 - 06/22/25

Current Service Detail	
Light Energy Charge	\$6.74
150 watt HPS	\$14.17
13' Decorative Pole	\$29.71
Power Cost Adjustment	69 kWh @ 0.00750 \$0.52
Subtotal Current Charges	\$51.14
Taxes and Fees	
Franchise Fee Lee County	\$2.42
Florida Gross Receipts Tax	\$0.25
Subtotal Taxes and Fees	\$2.67
Total Current Charges	\$53.81

Service Address: MAGNOLIA LANDINGS C-6, NORTH FORT MYERS, 33917
Service Location: 1000356925

Service Dates: 05/23/25 - 06/22/25

Current Service Detail	
Light Energy Charge	\$6.74
150 watt HPS	\$14.17
13' Decorative Pole	\$29.71
Power Cost Adjustment	69 kWh @ 0.00750 \$0.52
Subtotal Current Charges	\$51.14
Taxes and Fees	
Franchise Fee Lee County	\$2.42
Florida Gross Receipts Tax	\$0.25
Subtotal Taxes and Fees	\$2.67
Total Current Charges	\$53.81



Service Address: MAGNOLIA LANDINGS C-7, NORTH FORT MYERS, 33917
 Service Location: 1000356926

Service Dates: 05/23/25 - 06/22/25

Current Service Detail	
Light Energy Charge	\$6.74
150 watt HPS	\$14.17
13' Decorative Pole	\$29.71
Power Cost Adjustment 69 kWh @ 0.00750	\$0.52
Subtotal Current Charges	\$51.14
Taxes and Fees	
Franchise Fee Lee County	\$2.42
Florida Gross Receipts Tax	\$0.25
Subtotal Taxes and Fees	\$2.67
Total Current Charges	\$53.81

Service Address: MAGNOLIA LANDINGS C-8, NORTH FORT MYERS, 33917
 Service Location: 1000356927

Service Dates: 05/23/25 - 06/22/25

Current Service Detail	
Light Energy Charge	\$6.74
150 watt HPS	\$14.17
13' Decorative Pole	\$29.71
Power Cost Adjustment 69 kWh @ 0.00750	\$0.52
Subtotal Current Charges	\$51.14
Taxes and Fees	
Franchise Fee Lee County	\$2.42
Florida Gross Receipts Tax	\$0.25
Subtotal Taxes and Fees	\$2.67
Total Current Charges	\$53.81

Service Address: MAGNOLIA LANDINGS C-9, NORTH FORT MYERS, 33917
 Service Location: 1000356928

Service Dates: 05/23/25 - 06/22/25

Current Service Detail	
Light Energy Charge	\$6.74
150 watt HPS	\$14.17
13' Decorative Pole	\$29.71
Power Cost Adjustment 69 kWh @ 0.00750	\$0.52
Subtotal Current Charges	\$51.14
Taxes and Fees	
Franchise Fee Lee County	\$2.42
Florida Gross Receipts Tax	\$0.25
Subtotal Taxes and Fees	\$2.67
Total Current Charges	\$53.81

Service Address: MAGNOLIA LANDINGS C-10, NORTH FORT MYERS, 33917
 Service Location: 1000356929

Service Dates: 05/23/25 - 06/22/25

Current Service Detail	
Light Energy Charge	\$6.74
150 watt HPS	\$14.17
13' Decorative Pole	\$29.71
Power Cost Adjustment 69 kWh @ 0.00750	\$0.52
Subtotal Current Charges	\$51.14
Taxes and Fees	
Franchise Fee Lee County	\$2.42
Florida Gross Receipts Tax	\$0.25
Subtotal Taxes and Fees	\$2.67
Total Current Charges	\$53.81

Service Address: MAGNOLIA LANDINGS C-11, NORTH FORT MYERS, 33917
 Service Location: 1000356930

Service Dates: 05/23/25 - 06/22/25

Current Service Detail	
Light Energy Charge	\$6.74
150 watt HPS	\$14.17
13' Decorative Pole	\$29.71
Power Cost Adjustment 69 kWh @ 0.00750	\$0.52
Subtotal Current Charges	\$51.14
Taxes and Fees	
Franchise Fee Lee County	\$2.42
Florida Gross Receipts Tax	\$0.25
Subtotal Taxes and Fees	\$2.67
Total Current Charges	\$53.81

Service Address: MAGNOLIA LANDING LN PARCEL B, N FORT MYERS, 33917
 Service Location: 1000362169

Service Dates: 05/23/25 - 06/22/25

Current Service Detail	
Light Energy Charge	\$1.76
100 watt LED	\$29.68
13' Decorative Pole	\$29.71
Power Cost Adjustment 46 kWh @ 0.00750	\$0.35
Subtotal Current Charges	\$61.50
Taxes and Fees	
Franchise Fee Lee County	\$2.90
Florida Gross Receipts Tax	\$0.13
Subtotal Taxes and Fees	\$3.03
Total Current Charges	\$64.53

Service Address: MAGNOLIA LANDING LN PARCEL B C-1, N FORT MYERS, 33917
 Service Location: 1000362170

Service Dates: 05/23/25 - 06/22/25

Current Service Detail	
Light Energy Charge	\$1.76
100 watt LED	\$29.68
13' Decorative Pole	\$29.71
Power Cost Adjustment 46 kWh @ 0.00750	\$0.35
Subtotal Current Charges	\$61.50
Taxes and Fees	
Franchise Fee Lee County	\$2.90
Florida Gross Receipts Tax	\$0.13
Subtotal Taxes and Fees	\$3.03
Total Current Charges	\$64.53

Service Address: MAGNOLIA LANDING LN PARCEL B C-2, N FORT MYERS, 33917
 Service Location: 1000362174

Service Dates: 05/23/25 - 06/22/25

Current Service Detail	
Light Energy Charge	\$1.76
100 watt LED	\$29.68
13' Decorative Pole	\$29.71
Power Cost Adjustment 46 kWh @ 0.00750	\$0.35
Subtotal Current Charges	\$61.50
Taxes and Fees	
Franchise Fee Lee County	\$2.90
Florida Gross Receipts Tax	\$0.13
Subtotal Taxes and Fees	\$3.03
Total Current Charges	\$64.53



Service Address: MAGNOLIA LANDING LN PARCEL B C-3, N FORT MYERS, 33917
 Service Location: 1000362176

Service Dates: 05/23/25 - 06/22/25

Current Service Detail	
Light Energy Charge	\$1.76
100 watt LED	\$29.68
13' Decorative Pole	\$29.71
Power Cost Adjustment 46 kWh @ 0.00750	\$0.35
Subtotal Current Charges	\$61.50
Taxes and Fees	
Franchise Fee Lee County	\$2.90
Florida Gross Receipts Tax	\$0.13
Subtotal Taxes and Fees	\$3.03
Total Current Charges	\$64.53

Service Address: MAGNOLIA LANDING LN PARCEL B C-4, N FORT MYERS, 33917
 Service Location: 1000362178

Service Dates: 05/23/25 - 06/22/25

Current Service Detail	
Light Energy Charge	\$1.76
100 watt LED	\$29.68
13' Decorative Pole	\$29.71
Power Cost Adjustment 46 kWh @ 0.00750	\$0.35
Subtotal Current Charges	\$61.50
Taxes and Fees	
Franchise Fee Lee County	\$2.90
Florida Gross Receipts Tax	\$0.13
Subtotal Taxes and Fees	\$3.03
Total Current Charges	\$64.53

Service Address: MAGNOLIA LANDING LN PARCEL B C-5, N FORT MYERS, 33917
 Service Location: 1000362179

Service Dates: 05/23/25 - 06/22/25

Current Service Detail	
Light Energy Charge	\$1.76
100 watt LED	\$29.68
13' Decorative Pole	\$29.71
Power Cost Adjustment 46 kWh @ 0.00750	\$0.35
Subtotal Current Charges	\$61.50
Taxes and Fees	
Franchise Fee Lee County	\$2.90
Florida Gross Receipts Tax	\$0.13
Subtotal Taxes and Fees	\$3.03
Total Current Charges	\$64.53

Service Address: MAGNOLIA LANDING LN PARCEL B C-6, N FORT MYERS, 33917
 Service Location: 1000362181

Service Dates: 05/23/25 - 06/22/25

Current Service Detail	
Light Energy Charge	\$1.76
100 watt LED	\$29.68
13' Decorative Pole	\$29.71
Power Cost Adjustment 46 kWh @ 0.00750	\$0.35
Subtotal Current Charges	\$61.50
Taxes and Fees	
Franchise Fee Lee County	\$2.90
Florida Gross Receipts Tax	\$0.13
Subtotal Taxes and Fees	\$3.03
Total Current Charges	\$64.53

Service Address: MAGNOLIA LANDING LN PARCEL B C-7, N FORT MYERS, 33917
Service Location: 1000362183

Service Dates: 05/23/25 - 06/22/25

Current Service Detail	
Light Energy Charge	\$1.76
100 watt LED	\$29.68
13' Decorative Pole	\$29.71
Power Cost Adjustment	46 kWh @ 0.00750 \$0.35
Subtotal Current Charges	\$61.50
Taxes and Fees	
Franchise Fee Lee County	\$2.90
Florida Gross Receipts Tax	\$0.13
Subtotal Taxes and Fees	\$3.03
Total Current Charges	\$64.53

Service Address: MAGNOLIA LANDING LN PARCEL B C-8, N FORT MYERS, 33917
Service Location: 1000362187

Service Dates: 05/23/25 - 06/22/25

Current Service Detail	
Light Energy Charge	\$1.76
100 watt LED	\$29.68
13' Decorative Pole	\$29.71
Power Cost Adjustment	46 kWh @ 0.00750 \$0.35
Subtotal Current Charges	\$61.50
Taxes and Fees	
Franchise Fee Lee County	\$2.90
Florida Gross Receipts Tax	\$0.13
Subtotal Taxes and Fees	\$3.03
Total Current Charges	\$64.53

Service Address: MAGNOLIA LANDING LN PARCEL B C-9, N FORT MYERS, 33917
Service Location: 1000362189

Service Dates: 05/23/25 - 06/22/25

Current Service Detail	
Light Energy Charge	\$1.76
100 watt LED	\$29.68
13' Decorative Pole	\$29.71
Power Cost Adjustment	46 kWh @ 0.00750 \$0.35
Subtotal Current Charges	\$61.50
Taxes and Fees	
Franchise Fee Lee County	\$2.90
Florida Gross Receipts Tax	\$0.13
Subtotal Taxes and Fees	\$3.03
Total Current Charges	\$64.53

Service Address: MAGNOLIA LANDING LN PARCEL B C-10, N FORT MYERS, 33917
Service Location: 1000362190

Service Dates: 05/23/25 - 06/22/25

Current Service Detail	
Light Energy Charge	\$1.76
100 watt LED	\$29.68
13' Decorative Pole	\$29.71
Power Cost Adjustment	46 kWh @ 0.00750 \$0.35
Subtotal Current Charges	\$61.50
Taxes and Fees	
Franchise Fee Lee County	\$2.90
Florida Gross Receipts Tax	\$0.13
Subtotal Taxes and Fees	\$3.03
Total Current Charges	\$64.53



Service Address: MAGNOLIA LANDING LN PARCEL B C-11, N FORT MYERS, 33917
 Service Location: 1000362192

Service Dates: 05/23/25 - 06/22/25

Current Service Detail	
Light Energy Charge	\$1.76
100 watt LED	\$29.68
13' Decorative Pole	\$29.71
Power Cost Adjustment 46 kWh @ 0.00750	\$0.35
Subtotal Current Charges	\$61.50
Taxes and Fees	
Franchise Fee Lee County	\$2.90
Florida Gross Receipts Tax	\$0.13
Subtotal Taxes and Fees	\$3.03
Total Current Charges	\$64.53

Service Address: MAGNOLIA LANDING LN PARCEL B C-12, N FORT MYERS, 33917
 Service Location: 1000362193

Service Dates: 05/23/25 - 06/22/25

Current Service Detail	
Light Energy Charge	\$1.76
100 watt LED	\$29.68
13' Decorative Pole	\$29.71
Power Cost Adjustment 46 kWh @ 0.00750	\$0.35
Subtotal Current Charges	\$61.50
Taxes and Fees	
Franchise Fee Lee County	\$2.90
Florida Gross Receipts Tax	\$0.13
Subtotal Taxes and Fees	\$3.03
Total Current Charges	\$64.53

Service Address: MAGNOLIA LANDING LN PARCEL H & I, N FORT MYERS, 33917
 Service Location: 1000362198

Service Dates: 05/23/25 - 06/22/25

Current Service Detail	
Light Energy Charge	\$1.76
100 watt LED	\$29.68
13' Decorative Pole	\$29.71
Power Cost Adjustment 46 kWh @ 0.00750	\$0.35
Subtotal Current Charges	\$61.50
Taxes and Fees	
Franchise Fee Lee County	\$2.90
Florida Gross Receipts Tax	\$0.13
Subtotal Taxes and Fees	\$3.03
Total Current Charges	\$64.53

Service Address: MAGNOLIA LANDING LN PARCEL H & I C-1, N FORT MYERS, 33917
 Service Location: 1000362199

Service Dates: 05/23/25 - 06/22/25

Current Service Detail	
Light Energy Charge	\$1.76
100 watt LED	\$29.68
13' Decorative Pole	\$29.71
Power Cost Adjustment 46 kWh @ 0.00750	\$0.35
Subtotal Current Charges	\$61.50
Taxes and Fees	
Franchise Fee Lee County	\$2.90
Florida Gross Receipts Tax	\$0.13
Subtotal Taxes and Fees	\$3.03
Total Current Charges	\$64.53

Service Address: MAGNOLIA LANDING LN PARCEL H & I C-2, N FORT MYERS, 33917
 Service Location: 1000362200

Service Dates: 05/23/25 - 06/22/25

Current Service Detail	
Light Energy Charge	\$1.76
100 watt LED	\$29.68
13' Decorative Pole	\$29.71
Power Cost Adjustment 46 kWh @ 0.00750	\$0.35
Subtotal Current Charges	\$61.50
Taxes and Fees	
Franchise Fee Lee County	\$2.90
Florida Gross Receipts Tax	\$0.13
Subtotal Taxes and Fees	\$3.03
Total Current Charges	\$64.53

Service Address: MAGNOLIA LANDING LN PARCEL H & I C-3, N FORT MYERS, 33917
 Service Location: 1000362201

Service Dates: 05/23/25 - 06/22/25

Current Service Detail	
Light Energy Charge	\$1.76
100 watt LED	\$29.68
13' Decorative Pole	\$29.71
Power Cost Adjustment 46 kWh @ 0.00750	\$0.35
Subtotal Current Charges	\$61.50
Taxes and Fees	
Franchise Fee Lee County	\$2.90
Florida Gross Receipts Tax	\$0.13
Subtotal Taxes and Fees	\$3.03
Total Current Charges	\$64.53

Service Address: MAGNOLIA LANDING LN PARCEL H & I C-4, N FORT MYERS, 33917
 Service Location: 1000362203

Service Dates: 05/23/25 - 06/22/25

Current Service Detail	
Light Energy Charge	\$1.76
100 watt LED	\$29.68
13' Decorative Pole	\$29.71
Power Cost Adjustment 46 kWh @ 0.00750	\$0.35
Subtotal Current Charges	\$61.50
Taxes and Fees	
Franchise Fee Lee County	\$2.90
Florida Gross Receipts Tax	\$0.13
Subtotal Taxes and Fees	\$3.03
Total Current Charges	\$64.53

Service Address: MAGNOLIA LANDING LN PARCEL F & G, N FORT MYERS, 33917
 Service Location: 1000362204

Service Dates: 05/23/25 - 06/22/25

Current Service Detail	
Light Energy Charge	\$1.76
100 watt LED	\$29.68
13' Decorative Pole	\$29.71
Power Cost Adjustment 46 kWh @ 0.00750	\$0.35
UG Conductor .01FT	\$19.35
Subtotal Current Charges	\$80.85
Taxes and Fees	
Franchise Fee Lee County	\$3.81
Florida Gross Receipts Tax	\$0.15
Subtotal Taxes and Fees	\$3.96
Total Current Charges	\$84.81



Service Address: MAGNOLIA LANDING LN PARCEL F & G C-1, N FORT MYERS, 33917
 Service Location: 1000362205

Service Dates: 05/23/25 - 06/22/25

Current Service Detail	
Light Energy Charge	\$1.76
100 watt LED	\$29.68
13' Decorative Pole	\$29.71
Power Cost Adjustment 46 kWh @ 0.00750	\$0.35
Subtotal Current Charges	\$61.50
Taxes and Fees	
Franchise Fee Lee County	\$2.90
Florida Gross Receipts Tax	\$0.13
Subtotal Taxes and Fees	\$3.03
Total Current Charges	\$64.53

Service Address: MAGNOLIA LANDING LN PARCEL F & G C-2, N FORT MYERS, 33917
 Service Location: 1000362207

Service Dates: 05/23/25 - 06/22/25

Current Service Detail	
Light Energy Charge	\$1.76
100 watt LED	\$29.68
13' Decorative Pole	\$29.71
Power Cost Adjustment 46 kWh @ 0.00750	\$0.35
Subtotal Current Charges	\$61.50
Taxes and Fees	
Franchise Fee Lee County	\$2.90
Florida Gross Receipts Tax	\$0.13
Subtotal Taxes and Fees	\$3.03
Total Current Charges	\$64.53

Service Address: MAGNOLIA LANDING LN PARCEL F & G C-3, N FORT MYERS, 33917
 Service Location: 1000362208

Service Dates: 05/23/25 - 06/22/25

Current Service Detail	
Light Energy Charge	\$1.76
100 watt LED	\$29.68
13' Decorative Pole	\$29.71
Power Cost Adjustment 46 kWh @ 0.00750	\$0.35
Subtotal Current Charges	\$61.50
Taxes and Fees	
Franchise Fee Lee County	\$2.90
Florida Gross Receipts Tax	\$0.13
Subtotal Taxes and Fees	\$3.03
Total Current Charges	\$64.53

Service Address: MAGNOLIA LANDING LN PARCEL F & G C-4, N FORT MYERS, 33917
 Service Location: 1000362209

Service Dates: 05/23/25 - 06/22/25

Current Service Detail	
Light Energy Charge	\$1.76
100 watt LED	\$29.68
13' Decorative Pole	\$29.71
Power Cost Adjustment 46 kWh @ 0.00750	\$0.35
Subtotal Current Charges	\$61.50
Taxes and Fees	
Franchise Fee Lee County	\$2.90
Florida Gross Receipts Tax	\$0.13
Subtotal Taxes and Fees	\$3.03
Total Current Charges	\$64.53

Service Address: MAGNOLIA LANDING LN PARCEL F & G C-5, N FORT MYERS, 33917
Service Location: 1000362211

Service Dates: 05/23/25 - 06/22/25

Current Service Detail	
Light Energy Charge	\$1.76
100 watt LED	\$29.68
13' Decorative Pole	\$29.71
Power Cost Adjustment	46 kWh @ 0.00750 \$0.35
Subtotal Current Charges	\$61.50
Taxes and Fees	
Franchise Fee Lee County	\$2.90
Florida Gross Receipts Tax	\$0.13
Subtotal Taxes and Fees	\$3.03
Total Current Charges	\$64.53

Service Address: MAGNOLIA LANDING LN PARCEL F & G C-6, N FORT MYERS, 33917
Service Location: 1000362212

Service Dates: 05/23/25 - 06/22/25

Current Service Detail	
Light Energy Charge	\$1.76
100 watt LED	\$29.68
13' Decorative Pole	\$29.71
Power Cost Adjustment	46 kWh @ 0.00750 \$0.35
Subtotal Current Charges	\$61.50
Taxes and Fees	
Franchise Fee Lee County	\$2.90
Florida Gross Receipts Tax	\$0.13
Subtotal Taxes and Fees	\$3.03
Total Current Charges	\$64.53

Service Address: MAGNOLIA LANDING LN PARCEL F & G C-7, N FORT MYERS, 33917
Service Location: 1000362215

Service Dates: 05/23/25 - 06/22/25

Current Service Detail	
Light Energy Charge	\$1.76
100 watt LED	\$29.68
13' Decorative Pole	\$29.71
Power Cost Adjustment	46 kWh @ 0.00750 \$0.35
Subtotal Current Charges	\$61.50
Taxes and Fees	
Franchise Fee Lee County	\$2.90
Florida Gross Receipts Tax	\$0.13
Subtotal Taxes and Fees	\$3.03
Total Current Charges	\$64.53

Service Address: MAGNOLIA LANDING LN PARCEL F & G C-8, N FORT MYERS, 33917
Service Location: 1000362216

Service Dates: 05/23/25 - 06/22/25

Current Service Detail	
Light Energy Charge	\$1.76
100 watt LED	\$29.68
13' Decorative Pole	\$29.71
Power Cost Adjustment	46 kWh @ 0.00750 \$0.35
Subtotal Current Charges	\$61.50
Taxes and Fees	
Franchise Fee Lee County	\$2.90
Florida Gross Receipts Tax	\$0.13
Subtotal Taxes and Fees	\$3.03
Total Current Charges	\$64.53



Service Address: MAGNOLIA LANDING LN PARCEL F & G C-9, N FORT MYERS, 33917
 Service Location: 1000362219

Service Dates: 05/23/25 - 06/22/25

Current Service Detail	
Light Energy Charge	\$1.76
100 watt LED	\$29.68
13' Decorative Pole	\$29.71
Power Cost Adjustment 46 kWh @ 0.00750	\$0.35
Subtotal Current Charges	\$61.50
Taxes and Fees	
Franchise Fee Lee County	\$2.90
Florida Gross Receipts Tax	\$0.13
Subtotal Taxes and Fees	\$3.03
Total Current Charges	\$64.53

Service Address: MAGNOLIA LANDING LN PARCEL F & G C-10, N FORT MYERS, 33917
 Service Location: 1000362220

Service Dates: 05/23/25 - 06/22/25

Current Service Detail	
Light Energy Charge	\$1.76
100 watt LED	\$29.68
13' Decorative Pole	\$29.71
Power Cost Adjustment 46 kWh @ 0.00750	\$0.35
Subtotal Current Charges	\$61.50
Taxes and Fees	
Franchise Fee Lee County	\$2.90
Florida Gross Receipts Tax	\$0.13
Subtotal Taxes and Fees	\$3.03
Total Current Charges	\$64.53

Service Address: MAGNOLIA LANDING LN PARCEL F & G C-11, N FORT MYERS, 33917
 Service Location: 1000362221

Service Dates: 05/23/25 - 06/22/25

Current Service Detail	
Light Energy Charge	\$1.76
100 watt LED	\$29.68
13' Decorative Pole	\$29.71
Power Cost Adjustment 46 kWh @ 0.00750	\$0.35
Subtotal Current Charges	\$61.50
Taxes and Fees	
Franchise Fee Lee County	\$2.90
Florida Gross Receipts Tax	\$0.13
Subtotal Taxes and Fees	\$3.03
Total Current Charges	\$64.53

Service Address: MAGNOLIA LANDING LN PARCEL F & G C-12, N FORT MYERS, 33917
 Service Location: 1000362222

Service Dates: 05/23/25 - 06/22/25

Current Service Detail	
Light Energy Charge	\$1.76
100 watt LED	\$29.68
13' Decorative Pole	\$29.71
Power Cost Adjustment 46 kWh @ 0.00750	\$0.35
Subtotal Current Charges	\$61.50
Taxes and Fees	
Franchise Fee Lee County	\$2.90
Florida Gross Receipts Tax	\$0.13
Subtotal Taxes and Fees	\$3.03
Total Current Charges	\$64.53

Service Address: MAGNOLIA LANDING LN PARCEL F & G C-13, N FORT MYERS, 33917
Service Location: 1000362223

Service Dates: 05/23/25 - 06/22/25

Current Service Detail	
Light Energy Charge	\$1.76
100 watt LED	\$29.68
13' Decorative Pole	\$29.71
Power Cost Adjustment	46 kWh @ 0.00750 \$0.35
Subtotal Current Charges	\$61.50
Taxes and Fees	
Franchise Fee Lee County	\$2.90
Florida Gross Receipts Tax	\$0.13
Subtotal Taxes and Fees	\$3.03
Total Current Charges	\$64.53

Service Address: MAGNOLIA LANDING LN PARCEL L, N & O, N FORT MYERS, 33917
Service Location: 1000362248

Service Dates: 05/23/25 - 06/22/25

Current Service Detail	
Light Energy Charge	\$1.76
100 watt LED	\$29.68
13' Decorative Pole	\$29.71
Power Cost Adjustment	46 kWh @ 0.00750 \$0.35
UG Conductor .01FT	\$5.65
Subtotal Current Charges	\$67.15
Taxes and Fees	
Franchise Fee Lee County	\$3.16
Florida Gross Receipts Tax	\$0.13
Subtotal Taxes and Fees	\$3.29
Total Current Charges	\$70.44

Service Address: MAGNOLIA LANDING LN PARCEL L, N & O C1, N FORT MYERS, 33917
Service Location: 1000362249

Service Dates: 05/23/25 - 06/22/25

Current Service Detail	
Light Energy Charge	\$1.76
100 watt LED	\$29.68
13' Decorative Pole	\$29.71
Power Cost Adjustment	46 kWh @ 0.00750 \$0.35
Subtotal Current Charges	\$61.50
Taxes and Fees	
Franchise Fee Lee County	\$2.90
Florida Gross Receipts Tax	\$0.13
Subtotal Taxes and Fees	\$3.03
Total Current Charges	\$64.53

Service Address: MAGNOLIA LANDING LN PARCEL L, N & O C2, N FORT MYERS, 33917
Service Location: 1000362250

Service Dates: 05/23/25 - 06/22/25

Current Service Detail	
Light Energy Charge	\$1.76
100 watt LED	\$29.68
13' Decorative Pole	\$29.71
Power Cost Adjustment	46 kWh @ 0.00750 \$0.35
Subtotal Current Charges	\$61.50
Taxes and Fees	
Franchise Fee Lee County	\$2.90
Florida Gross Receipts Tax	\$0.13
Subtotal Taxes and Fees	\$3.03
Total Current Charges	\$64.53



Service Address: MAGNOLIA LANDING LN PARCEL L, N & O C3, N FORT MYERS, 33917
 Service Location: 1000362251

Service Dates: 05/23/25 - 06/22/25

Current Service Detail	
Light Energy Charge	\$1.76
100 watt LED	\$29.68
13' Decorative Pole	\$29.71
Power Cost Adjustment 46 kWh @ 0.00750	\$0.35
Subtotal Current Charges	\$61.50
Taxes and Fees	
Franchise Fee Lee County	\$2.90
Florida Gross Receipts Tax	\$0.13
Subtotal Taxes and Fees	\$3.03
Total Current Charges	\$64.53

Service Address: MAGNOLIA LANDING LN PARCEL L, N & O C4, N FORT MYERS, 33917
 Service Location: 1000362253

Service Dates: 05/23/25 - 06/22/25

Current Service Detail	
Light Energy Charge	\$1.76
100 watt LED	\$29.68
13' Decorative Pole	\$29.71
Power Cost Adjustment 46 kWh @ 0.00750	\$0.35
Subtotal Current Charges	\$61.50
Taxes and Fees	
Franchise Fee Lee County	\$2.90
Florida Gross Receipts Tax	\$0.13
Subtotal Taxes and Fees	\$3.03
Total Current Charges	\$64.53

Service Address: MAGNOLIA LANDING LN PARCEL L, N & O C5, N FORT MYERS, 33917
 Service Location: 1000362254

Service Dates: 05/23/25 - 06/22/25

Current Service Detail	
Light Energy Charge	\$1.76
100 watt LED	\$29.68
13' Decorative Pole	\$29.71
Power Cost Adjustment 46 kWh @ 0.00750	\$0.35
Subtotal Current Charges	\$61.50
Taxes and Fees	
Franchise Fee Lee County	\$2.90
Florida Gross Receipts Tax	\$0.13
Subtotal Taxes and Fees	\$3.03
Total Current Charges	\$64.53

Service Address: MAGNOLIA LANDING LN PARCEL L, N & O C6, N FORT MYERS, 33917
 Service Location: 1000362255

Service Dates: 05/23/25 - 06/22/25

Current Service Detail	
Light Energy Charge	\$1.76
100 watt LED	\$29.68
13' Decorative Pole	\$29.71
Power Cost Adjustment 46 kWh @ 0.00750	\$0.35
Subtotal Current Charges	\$61.50
Taxes and Fees	
Franchise Fee Lee County	\$2.90
Florida Gross Receipts Tax	\$0.13
Subtotal Taxes and Fees	\$3.03
Total Current Charges	\$64.53

Service Address: MAGNOLIA LANDING LN PARCEL L, N & O C7, N FORT MYERS, 33917
 Service Location: 1000362256

Service Dates: 05/23/25 - 06/22/25

Current Service Detail	
Light Energy Charge	\$1.76
100 watt LED	\$29.68
13' Decorative Pole	\$29.71
Power Cost Adjustment 46 kWh @ 0.00750	\$0.35
Subtotal Current Charges	\$61.50
Taxes and Fees	
Franchise Fee Lee County	\$2.90
Florida Gross Receipts Tax	\$0.13
Subtotal Taxes and Fees	\$3.03
Total Current Charges	\$64.53

Service Address: MAGNOLIA LANDING LN PARCEL L, N & O C8, N FORT MYERS, 33917
 Service Location: 1000362257

Service Dates: 05/23/25 - 06/22/25

Current Service Detail	
Light Energy Charge	\$1.76
100 watt LED	\$29.68
13' Decorative Pole	\$29.71
Power Cost Adjustment 46 kWh @ 0.00750	\$0.35
Subtotal Current Charges	\$61.50
Taxes and Fees	
Franchise Fee Lee County	\$2.90
Florida Gross Receipts Tax	\$0.13
Subtotal Taxes and Fees	\$3.03
Total Current Charges	\$64.53

Service Address: MAGNOLIA LANDING LN PARCEL L, N & O C9, N FORT MYERS, 33917
 Service Location: 1000362259

Service Dates: 05/23/25 - 06/22/25

Current Service Detail	
Light Energy Charge	\$1.76
100 watt LED	\$29.68
13' Decorative Pole	\$29.71
Power Cost Adjustment 46 kWh @ 0.00750	\$0.35
Subtotal Current Charges	\$61.50
Taxes and Fees	
Franchise Fee Lee County	\$2.90
Florida Gross Receipts Tax	\$0.13
Subtotal Taxes and Fees	\$3.03
Total Current Charges	\$64.53

Service Address: MAGNOLIA LANDING LN PARCEL L, N & O C10, N FORT MYERS, 33917
 Service Location: 1000362260

Service Dates: 05/23/25 - 06/22/25

Current Service Detail	
Light Energy Charge	\$1.76
100 watt LED	\$29.68
13' Decorative Pole	\$29.71
Power Cost Adjustment 46 kWh @ 0.00750	\$0.35
Subtotal Current Charges	\$61.50
Taxes and Fees	
Franchise Fee Lee County	\$2.90
Florida Gross Receipts Tax	\$0.13
Subtotal Taxes and Fees	\$3.03
Total Current Charges	\$64.53



Service Address: MAGNOLIA LANDING LN PARCEL L, N & O C11, N FORT MYERS, 33917
 Service Location: 1000362261

Service Dates: 05/23/25 - 06/22/25

Current Service Detail	
Light Energy Charge	\$1.76
100 watt LED	\$29.68
13' Decorative Pole	\$29.71
Power Cost Adjustment 46 kWh @ 0.00750	\$0.35
Subtotal Current Charges	\$61.50
Taxes and Fees	
Franchise Fee Lee County	\$2.90
Florida Gross Receipts Tax	\$0.13
Subtotal Taxes and Fees	\$3.03
Total Current Charges	\$64.53

Service Address: MAGNOLIA LANDING LN PARCEL L, N & O C12, N FORT MYERS, 33917
 Service Location: 1000362262

Service Dates: 05/23/25 - 06/22/25

Current Service Detail	
Light Energy Charge	\$1.76
100 watt LED	\$29.68
13' Decorative Pole	\$29.71
Power Cost Adjustment 46 kWh @ 0.00750	\$0.35
Subtotal Current Charges	\$61.50
Taxes and Fees	
Franchise Fee Lee County	\$2.90
Florida Gross Receipts Tax	\$0.13
Subtotal Taxes and Fees	\$3.03
Total Current Charges	\$64.53

Service Address: MAGNOLIA LANDINGS LN PARCEL O - P, NORTH FT MYERS, 33917
 Service Location: 1000371368

Service Dates: 05/23/25 - 06/22/25

Current Service Detail	
Light Energy Charge	\$1.76
100 watt LED	\$29.68
13' Decorative Pole	\$29.71
Power Cost Adjustment 46 kWh @ 0.00750	\$0.35
UG Conductor .01FT	\$4.40
Subtotal Current Charges	\$65.90
Taxes and Fees	
Franchise Fee Lee County	\$3.11
Florida Gross Receipts Tax	\$0.13
Subtotal Taxes and Fees	\$3.24
Total Current Charges	\$69.14

Service Address: MAGNOLIA LANDINGS LN PARCEL O - C2, NORTH FT MYERS, 33917
 Service Location: 1000371369

Service Dates: 05/23/25 - 06/22/25

Current Service Detail	
Light Energy Charge	\$1.76
100 watt LED	\$29.68
13' Decorative Pole	\$29.71
Power Cost Adjustment 46 kWh @ 0.00750	\$0.35
Subtotal Current Charges	\$61.50
Taxes and Fees	
Franchise Fee Lee County	\$2.90
Florida Gross Receipts Tax	\$0.13
Subtotal Taxes and Fees	\$3.03
Total Current Charges	\$64.53

Service Address: MAGNOLIA LANDINGS LN PARCEL O - C3, NORTH FT MYERS, 33917
Service Location: 1000371370

Service Dates: 05/23/25 - 06/22/25

Current Service Detail	
Light Energy Charge	\$1.76
100 watt LED	\$29.68
13' Decorative Pole	\$29.71
Power Cost Adjustment	46 kWh @ 0.00750 \$0.35
Subtotal Current Charges	\$61.50
Taxes and Fees	
Franchise Fee Lee County	\$2.90
Florida Gross Receipts Tax	\$0.13
Subtotal Taxes and Fees	\$3.03
Total Current Charges	\$64.53

Service Address: MAGNOLIA LANDINGS LN PARCEL O - C4, NORTH FT MYERS, 33917
Service Location: 1000371371

Service Dates: 05/23/25 - 06/22/25

Current Service Detail	
Light Energy Charge	\$1.76
100 watt LED	\$29.68
13' Decorative Pole	\$29.71
Power Cost Adjustment	46 kWh @ 0.00750 \$0.35
Subtotal Current Charges	\$61.50
Taxes and Fees	
Franchise Fee Lee County	\$2.90
Florida Gross Receipts Tax	\$0.13
Subtotal Taxes and Fees	\$3.03
Total Current Charges	\$64.53

Service Address: MAGNOLIA LANDINGS LN PARCEL O - C5, NORTH FT MYERS, 33917
Service Location: 1000371372

Service Dates: 05/23/25 - 06/22/25

Current Service Detail	
Light Energy Charge	\$1.76
100 watt LED	\$29.68
13' Decorative Pole	\$29.71
Power Cost Adjustment	46 kWh @ 0.00750 \$0.35
Subtotal Current Charges	\$61.50
Taxes and Fees	
Franchise Fee Lee County	\$2.90
Florida Gross Receipts Tax	\$0.13
Subtotal Taxes and Fees	\$3.03
Total Current Charges	\$64.53

Service Address: MAGNOLIA LANDINGS LN PARCEL O - C6, NORTH FT MYERS, 33917
Service Location: 1000371373

Service Dates: 05/23/25 - 06/22/25

Current Service Detail	
Light Energy Charge	\$1.76
100 watt LED	\$29.68
13' Decorative Pole	\$29.71
Power Cost Adjustment	46 kWh @ 0.00750 \$0.35
Subtotal Current Charges	\$61.50
Taxes and Fees	
Franchise Fee Lee County	\$2.90
Florida Gross Receipts Tax	\$0.13
Subtotal Taxes and Fees	\$3.03
Total Current Charges	\$64.53



Service Address: MAGNOLIA LANDINGS LN PARCEL O - C7, NORTH FT MYERS, 33917
 Service Location: 1000371374

Service Dates: 05/23/25 - 06/22/25

Current Service Detail	
Light Energy Charge	\$1.76
100 watt LED	\$29.68
13' Decorative Pole	\$29.71
Power Cost Adjustment 46 kWh @ 0.00750	\$0.35
Subtotal Current Charges	\$61.50
Taxes and Fees	
Franchise Fee Lee County	\$2.90
Florida Gross Receipts Tax	\$0.13
Subtotal Taxes and Fees	\$3.03
Total Current Charges	\$64.53

Service Address: MAGNOLIA LANDINGS LN PARCEL O - C8, NORTH FT MYERS, 33917
 Service Location: 1000371375

Service Dates: 05/23/25 - 06/22/25

Current Service Detail	
Light Energy Charge	\$1.76
100 watt LED	\$29.68
13' Decorative Pole	\$29.71
Power Cost Adjustment 46 kWh @ 0.00750	\$0.35
Subtotal Current Charges	\$61.50
Taxes and Fees	
Franchise Fee Lee County	\$2.90
Florida Gross Receipts Tax	\$0.13
Subtotal Taxes and Fees	\$3.03
Total Current Charges	\$64.53

Service Address: MAGNOLIA LANDINGS LN PARCEL O - C9, NORTH FT MYERS, 33917
 Service Location: 1000371376

Service Dates: 05/23/25 - 06/22/25

Current Service Detail	
Light Energy Charge	\$1.76
100 watt LED	\$29.68
13' Decorative Pole	\$29.71
Power Cost Adjustment 46 kWh @ 0.00750	\$0.35
Subtotal Current Charges	\$61.50
Taxes and Fees	
Franchise Fee Lee County	\$2.90
Florida Gross Receipts Tax	\$0.13
Subtotal Taxes and Fees	\$3.03
Total Current Charges	\$64.53

Service Address: MAGNOLIA LANDINGS LN PARCEL O - C10, NORTH FT MYERS, 33917
 Service Location: 1000371377

Service Dates: 05/23/25 - 06/22/25

Current Service Detail	
Light Energy Charge	\$1.76
100 watt LED	\$29.68
13' Decorative Pole	\$29.71
Power Cost Adjustment 46 kWh @ 0.00750	\$0.35
Subtotal Current Charges	\$61.50
Taxes and Fees	
Franchise Fee Lee County	\$2.90
Florida Gross Receipts Tax	\$0.13
Subtotal Taxes and Fees	\$3.03
Total Current Charges	\$64.53

Service Address: MAGNOLIA LANDINGS LN PARCEL L- P, NORTH FT MYERS, 33917
Service Location: 1000371378

Service Dates: 05/23/25 - 06/22/25

Current Service Detail	
Light Energy Charge	\$1.76
100 watt LED	\$29.68
13' Decorative Pole	\$29.71
Power Cost Adjustment	46 kWh @ 0.00750 \$0.35
UG Conductor .01FT	\$3.00
Subtotal Current Charges	\$64.50
Taxes and Fees	
Franchise Fee Lee County	\$3.04
Florida Gross Receipts Tax	\$0.13
Subtotal Taxes and Fees	\$3.17
Total Current Charges	\$67.67

Service Address: MAGNOLIA LANDINGS LN PARCEL L- C2, NORTH FT MYERS, 33917
Service Location: 1000371379

Service Dates: 05/23/25 - 06/22/25

Current Service Detail	
Light Energy Charge	\$1.76
100 watt LED	\$29.68
13' Decorative Pole	\$29.71
Power Cost Adjustment	46 kWh @ 0.00750 \$0.35
Subtotal Current Charges	\$61.50
Taxes and Fees	
Franchise Fee Lee County	\$2.90
Florida Gross Receipts Tax	\$0.13
Subtotal Taxes and Fees	\$3.03
Total Current Charges	\$64.53

Service Address: MAGNOLIA LANDINGS LN PARCEL L- C3, NORTH FT MYERS, 33917
Service Location: 1000371381

Service Dates: 05/23/25 - 06/22/25

Current Service Detail	
Light Energy Charge	\$1.76
100 watt LED	\$29.68
13' Decorative Pole	\$29.71
Power Cost Adjustment	46 kWh @ 0.00750 \$0.35
Subtotal Current Charges	\$61.50
Taxes and Fees	
Franchise Fee Lee County	\$2.90
Florida Gross Receipts Tax	\$0.13
Subtotal Taxes and Fees	\$3.03
Total Current Charges	\$64.53

Service Address: MAGNOLIA LANDINGS LN PARCEL L- C4, NORTH FT MYERS, 33917
Service Location: 1000371382

Service Dates: 05/23/25 - 06/22/25

Current Service Detail	
Light Energy Charge	\$1.76
100 watt LED	\$29.68
13' Decorative Pole	\$29.71
Power Cost Adjustment	46 kWh @ 0.00750 \$0.35
Subtotal Current Charges	\$61.50
Taxes and Fees	
Franchise Fee Lee County	\$2.90
Florida Gross Receipts Tax	\$0.13
Subtotal Taxes and Fees	\$3.03
Total Current Charges	\$64.53



Service Address: MAGNOLIA LANDINGS LN PARCEL L- C5, NORTH FT MYERS, 33917
 Service Location: 1000371383

Service Dates: 05/23/25 - 06/22/25

Current Service Detail	
Light Energy Charge	\$1.76
100 watt LED	\$29.68
13' Decorative Pole	\$29.71
Power Cost Adjustment 46 kWh @ 0.00750	\$0.35
Subtotal Current Charges	\$61.50
Taxes and Fees	
Franchise Fee Lee County	\$2.90
Florida Gross Receipts Tax	\$0.13
Subtotal Taxes and Fees	\$3.03
Total Current Charges	\$64.53

Service Address: MAGNOLIA LANDINGS LN PARCEL F PHASE 3 P, N FORT MYERS, 33917
 Service Location: 1000381028

Service Dates: 05/23/25 - 06/22/25

Current Service Detail	
Light Energy Charge	\$1.76
100 watt LED	\$29.68
13' Decorative Pole	\$29.71
Power Cost Adjustment 46 kWh @ 0.00750	\$0.35
UG Conductor .01FT	\$3.55
Subtotal Current Charges	\$65.05
Taxes and Fees	
Florida Sales Tax Non Electric Service	\$3.78
Florida Sales Tax Electric Service	\$0.37
County Surtax Lee	\$0.34
Franchise Fee Lee County	\$3.06
Florida Gross Receipts Tax	\$0.13
Subtotal Taxes and Fees	\$7.68
Total Current Charges	\$72.73

Service Address: MAGNOLIA LANDINGS LN PARCEL F PHASE 3 C1, N FORT MYERS, 33917
 Service Location: 1000381029

Service Dates: 05/23/25 - 06/22/25

Current Service Detail	
Light Energy Charge	\$1.76
100 watt LED	\$29.68
13' Decorative Pole	\$29.71
Power Cost Adjustment 46 kWh @ 0.00750	\$0.35
Subtotal Current Charges	\$61.50
Taxes and Fees	
Florida Sales Tax Non Electric Service	\$3.56
Florida Sales Tax Electric Service	\$0.36
County Surtax Lee	\$0.32
Franchise Fee Lee County	\$2.90
Florida Gross Receipts Tax	\$0.13
Subtotal Taxes and Fees	\$7.27
Total Current Charges	\$68.77

Service Address: MAGNOLIA LANDINGS LN PARCEL F PHASE 3 C2, N FORT MYERS, 33917
 Service Location: 1000381030

Service Dates: 05/23/25 - 06/22/25

Current Service Detail	
Light Energy Charge	\$1.76
100 watt LED	\$29.68
13' Decorative Pole	\$29.71
Power Cost Adjustment 46 kWh @ 0.00750	\$0.35
Subtotal Current Charges	\$61.50
Taxes and Fees	
Florida Sales Tax Non Electric Service	\$3.56
Florida Sales Tax Electric Service	\$0.36
County Surtax Lee	\$0.32
Franchise Fee Lee County	\$2.90
Florida Gross Receipts Tax	\$0.13
Subtotal Taxes and Fees	\$7.27
Total Current Charges	\$68.77

Service Address: MAGNOLIA LANDINGS LN PARCEL F PHASE 3 C3, N FORT MYERS, 33917
 Service Location: 1000381170

Service Dates: 05/23/25 - 06/22/25

Current Service Detail	
Light Energy Charge	\$1.76
100 watt LED	\$29.68
13' Decorative Pole	\$29.71
Power Cost Adjustment 46 kWh @ 0.00750	\$0.35
Subtotal Current Charges	\$61.50
Taxes and Fees	
Florida Sales Tax Non Electric Service	\$3.56
Florida Sales Tax Electric Service	\$0.36
County Surtax Lee	\$0.32
Franchise Fee Lee County	\$2.90
Florida Gross Receipts Tax	\$0.13
Subtotal Taxes and Fees	\$7.27
Total Current Charges	\$68.77

Service Address: MAGNOLIA LANDINGS LN PARCEL F PHASE 3 C4, N FORT MYERS, 33917
 Service Location: 1000381171

Service Dates: 05/23/25 - 06/22/25

Current Service Detail	
Light Energy Charge	\$1.76
100 watt LED	\$29.68
13' Decorative Pole	\$29.71
Power Cost Adjustment 46 kWh @ 0.00750	\$0.35
Subtotal Current Charges	\$61.50
Taxes and Fees	
Florida Sales Tax Non Electric Service	\$3.56
Florida Sales Tax Electric Service	\$0.36
County Surtax Lee	\$0.32
Franchise Fee Lee County	\$2.90
Florida Gross Receipts Tax	\$0.13
Subtotal Taxes and Fees	\$7.27
Total Current Charges	\$68.77



Service Address: MAGNOLIA LANDINGS LN PARCEL F PHASE 3 C5, N FORT MYERS, 33917
 Service Location: 1000381173

Service Dates: 05/23/25 - 06/22/25

Current Service Detail	
Light Energy Charge	\$1.76
100 watt LED	\$29.68
13' Decorative Pole	\$29.71
Power Cost Adjustment 46 kWh @ 0.00750	\$0.35
Subtotal Current Charges	\$61.50
Taxes and Fees	
Florida Sales Tax Non Electric Service	\$3.56
Florida Sales Tax Electric Service	\$0.36
County Surtax Lee	\$0.32
Franchise Fee Lee County	\$2.90
Florida Gross Receipts Tax	\$0.13
Subtotal Taxes and Fees	\$7.27
Total Current Charges	\$68.77

Service Address: MAGNOLIA LANDINGS LN PARCEL F PHASE 3 C6, N FORT MYERS, 33917
 Service Location: 1000381175

Service Dates: 05/23/25 - 06/22/25

Current Service Detail	
Light Energy Charge	\$1.76
100 watt LED	\$29.68
13' Decorative Pole	\$29.71
Power Cost Adjustment 46 kWh @ 0.00750	\$0.35
Subtotal Current Charges	\$61.50
Taxes and Fees	
Florida Sales Tax Non Electric Service	\$3.56
Florida Sales Tax Electric Service	\$0.36
County Surtax Lee	\$0.32
Franchise Fee Lee County	\$2.90
Florida Gross Receipts Tax	\$0.13
Subtotal Taxes and Fees	\$7.27
Total Current Charges	\$68.77

Service Address: MAGNOLIA LANDINGS LN PARCEL F PHASE 3 C7, N FORT MYERS, 33917
 Service Location: 1000381176

Service Dates: 05/23/25 - 06/22/25

Current Service Detail	
Light Energy Charge	\$1.76
100 watt LED	\$29.68
13' Decorative Pole	\$29.71
Power Cost Adjustment 46 kWh @ 0.00750	\$0.35
Subtotal Current Charges	\$61.50
Taxes and Fees	
Florida Sales Tax Non Electric Service	\$3.56
Florida Sales Tax Electric Service	\$0.36
County Surtax Lee	\$0.32
Franchise Fee Lee County	\$2.90
Florida Gross Receipts Tax	\$0.13
Subtotal Taxes and Fees	\$7.27
Total Current Charges	\$68.77

Service Address: MAGNOLIA LANDINGS LN (P), N FORT MYERS, 33917
 Service Location: 1000381274

Service Dates: 05/23/25 - 06/22/25

Current Service Detail	
Light Energy Charge	\$1.76
100 watt LED	\$29.68
13' Decorative Pole	\$29.71
Power Cost Adjustment	46 kWh @ 0.00750
UG Conductor .01FT	\$3.55
Subtotal Current Charges	\$65.05
Taxes and Fees	
Florida Sales Tax Non Electric Service	\$3.78
Florida Sales Tax Electric Service	\$0.37
County Surtax Lee	\$0.34
Franchise Fee Lee County	\$3.06
Florida Gross Receipts Tax	\$0.13
Subtotal Taxes and Fees	\$7.68
Total Current Charges	\$72.73

Service Address: MAGNOLIA LANDINGS LN (C1), N FORT MYERS, 33917
 Service Location: 1000381275

Service Dates: 05/23/25 - 06/22/25

Current Service Detail	
Light Energy Charge	\$1.76
100 watt LED	\$29.68
13' Decorative Pole	\$29.71
Power Cost Adjustment	46 kWh @ 0.00750
	\$0.35
Subtotal Current Charges	\$61.50
Taxes and Fees	
Florida Sales Tax Non Electric Service	\$3.56
Florida Sales Tax Electric Service	\$0.36
County Surtax Lee	\$0.32
Franchise Fee Lee County	\$2.90
Florida Gross Receipts Tax	\$0.13
Subtotal Taxes and Fees	\$7.27
Total Current Charges	\$68.77

Service Address: MAGNOLIA LANDINGS LN (C2), N FORT MYERS, 33917
 Service Location: 1000381276

Service Dates: 05/23/25 - 06/22/25

Current Service Detail	
Light Energy Charge	\$1.76
100 watt LED	\$29.68
13' Decorative Pole	\$29.71
Power Cost Adjustment	46 kWh @ 0.00750
	\$0.35
Subtotal Current Charges	\$61.50
Taxes and Fees	
Florida Sales Tax Non Electric Service	\$3.56
Florida Sales Tax Electric Service	\$0.36
County Surtax Lee	\$0.32
Franchise Fee Lee County	\$2.90
Florida Gross Receipts Tax	\$0.13
Subtotal Taxes and Fees	\$7.27
Total Current Charges	\$68.77



Service Address: MAGNOLIA LANDINGS LN (C3), N FORT MYERS, 33917
 Service Location: 1000381277

Service Dates: 05/23/25 - 06/22/25

Current Service Detail	
Light Energy Charge	\$1.76
100 watt LED	\$29.68
13' Decorative Pole	\$29.71
Power Cost Adjustment 46 kWh @ 0.00750	\$0.35
Subtotal Current Charges	\$61.50
Taxes and Fees	
Florida Sales Tax Non Electric Service	\$3.56
Florida Sales Tax Electric Service	\$0.36
County Surtax Lee	\$0.32
Franchise Fee Lee County	\$2.90
Florida Gross Receipts Tax	\$0.13
Subtotal Taxes and Fees	\$7.27
Total Current Charges	\$68.77

Service Address: MAGNOLIA LANDINGS LN (C4), N FORT MYERS, 33917
 Service Location: 1000381278

Service Dates: 05/23/25 - 06/22/25

Current Service Detail	
Light Energy Charge	\$1.76
100 watt LED	\$29.68
13' Decorative Pole	\$29.71
Power Cost Adjustment 46 kWh @ 0.00750	\$0.35
Subtotal Current Charges	\$61.50
Taxes and Fees	
Florida Sales Tax Non Electric Service	\$3.56
Florida Sales Tax Electric Service	\$0.36
County Surtax Lee	\$0.32
Franchise Fee Lee County	\$2.90
Florida Gross Receipts Tax	\$0.13
Subtotal Taxes and Fees	\$7.27
Total Current Charges	\$68.77

Service Address: MAGNOLIA LANDINGS LN (C5), N FORT MYERS, 33917
 Service Location: 1000381279

Service Dates: 05/23/25 - 06/22/25

Current Service Detail	
Light Energy Charge	\$1.76
100 watt LED	\$29.68
13' Decorative Pole	\$29.71
Power Cost Adjustment 46 kWh @ 0.00750	\$0.35
Subtotal Current Charges	\$61.50
Taxes and Fees	
Florida Sales Tax Non Electric Service	\$3.56
Florida Sales Tax Electric Service	\$0.36
County Surtax Lee	\$0.32
Franchise Fee Lee County	\$2.90
Florida Gross Receipts Tax	\$0.13
Subtotal Taxes and Fees	\$7.27
Total Current Charges	\$68.77

Service Address: MAGNOLIA LANDINGS LN PARCEL O C11, N FORT MYERS, 33917
Service Location: 1000382145

Service Dates: 05/23/25 - 06/22/25

Current Service Detail	
Light Energy Charge	\$1.76
100 watt LED	\$29.68
13' Decorative Pole	\$29.71
Power Cost Adjustment	46 kWh @ 0.00750 \$0.35
Subtotal Current Charges	\$61.50
Taxes and Fees	
Franchise Fee Lee County	\$2.90
Florida Gross Receipts Tax	\$0.13
Subtotal Taxes and Fees	\$3.03
Total Current Charges	\$64.53

Service Address: MAGNOLIA LANDINGS LN PARCEL O C12, N FORT MYERS, 33917
Service Location: 1000382146

Service Dates: 05/23/25 - 06/22/25

Current Service Detail	
Light Energy Charge	\$1.76
100 watt LED	\$29.68
13' Decorative Pole	\$29.71
Power Cost Adjustment	46 kWh @ 0.00750 \$0.35
Subtotal Current Charges	\$61.50
Taxes and Fees	
Franchise Fee Lee County	\$2.90
Florida Gross Receipts Tax	\$0.13
Subtotal Taxes and Fees	\$3.03
Total Current Charges	\$64.53

Service Address: MAGNOLIA LANDINGS LN PARCEL O C13, N FORT MYERS, 33917
Service Location: 1000382147

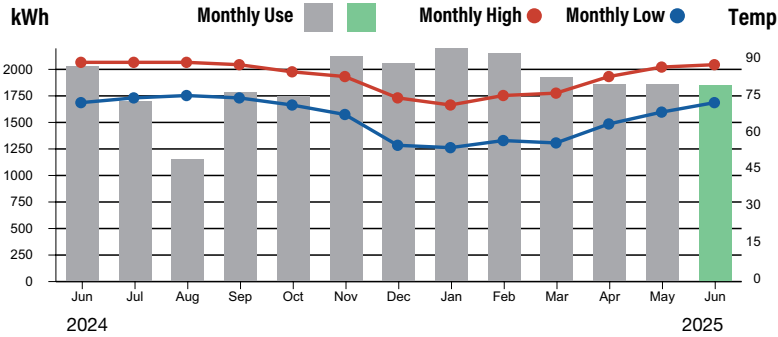
Service Dates: 05/23/25 - 06/22/25

Current Service Detail	
Light Energy Charge	\$1.76
100 watt LED	\$29.68
13' Decorative Pole	\$29.71
Power Cost Adjustment	46 kWh @ 0.00750 \$0.35
Subtotal Current Charges	\$61.50
Taxes and Fees	
Franchise Fee Lee County	\$2.90
Florida Gross Receipts Tax	\$0.13
Subtotal Taxes and Fees	\$3.03
Total Current Charges	\$64.53

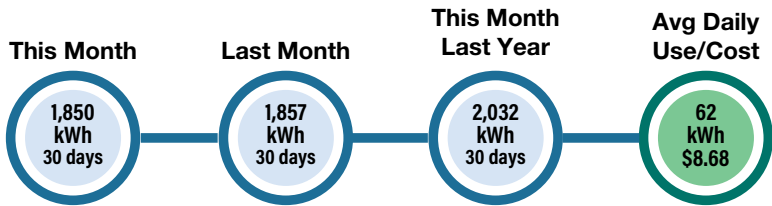


Service Address: 0 MAGNOLIA LN #FOUNTAIN 1, NORTH FORT MYERS, 33917
Service Location: 1000383011

Rate Schedule Description	Meter No.	Reading Dates		Readings		Multiplier	kWh Usage
		From	To	Previous	Present		
GS NODEM 1PH	68791728	05/23/25	06/22/25	65528	67378	1	1850

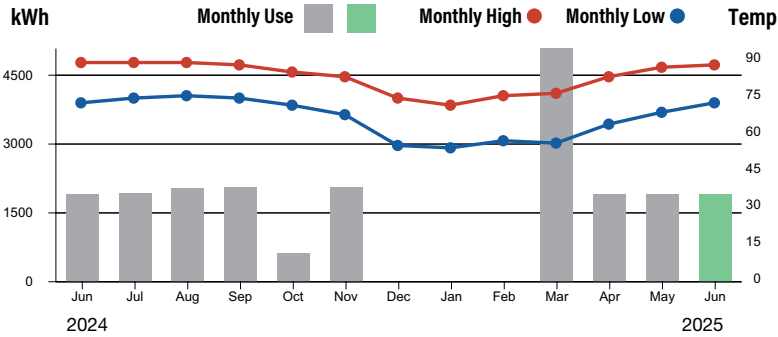


Current Service Detail		
Customer Charge		\$26.50
Energy Charge-Electric	1,850 kWh @ 0.11900	\$220.15
Power Cost Adjustment	1,850 kWh @ 0.00750	\$13.88
Subtotal Current Charges		\$260.53
Taxes and Fees		
Franchise Fee Lee County		\$12.57
Florida Gross Receipts Tax		\$6.98
Subtotal Taxes and Fees		\$19.55
Total Current Charges		\$280.08

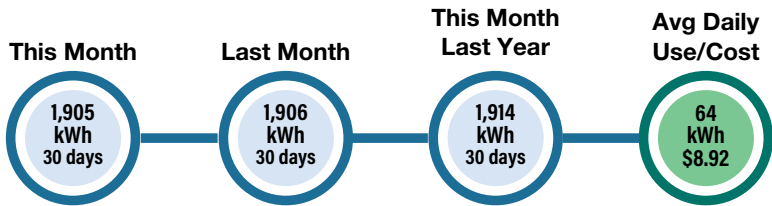


Service Address: 0 MAGNOLIA LN #FOUNTAIN 2, NORTH FORT MYERS, 33917
Service Location: 1000383012

Rate Schedule Description	Meter No.	Reading Dates		Readings		Multiplier	kWh Usage
		From	To	Previous	Present		
GS NODEM 1PH	3865611	05/23/25	06/22/25	8895	10800	1	1905

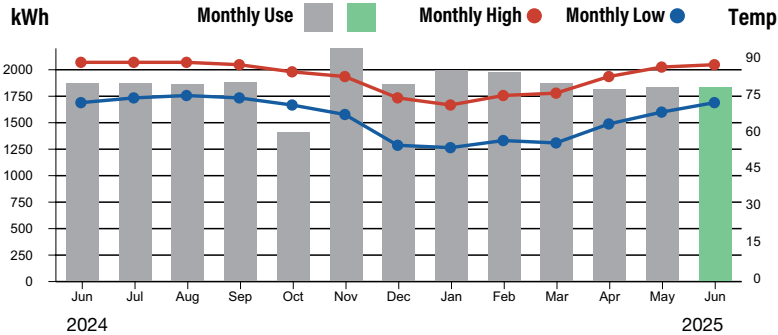


Current Service Detail		
Customer Charge		\$26.50
Energy Charge-Electric	1,905 kWh @ 0.11900	\$226.70
Power Cost Adjustment	1,905 kWh @ 0.00750	\$14.29
Subtotal Current Charges		\$267.49
Taxes and Fees		
Franchise Fee Lee County		\$12.90
Florida Gross Receipts Tax		\$7.17
Subtotal Taxes and Fees		\$20.07
Total Current Charges		\$287.56

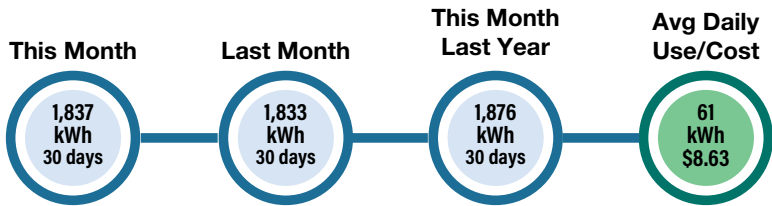


Service Address: 0 MAGNOLIA LN #FOUNTAIN 3, NORTH FORT MYERS, 33917
Service Location: 1000383120

Rate Schedule Description	Meter No.	Reading Dates		Readings		Multiplier	kWh Usage
		From	To	Previous	Present		
GS NODEM 1PH	56368485	05/23/25	06/22/25	49454	51291	1	1837

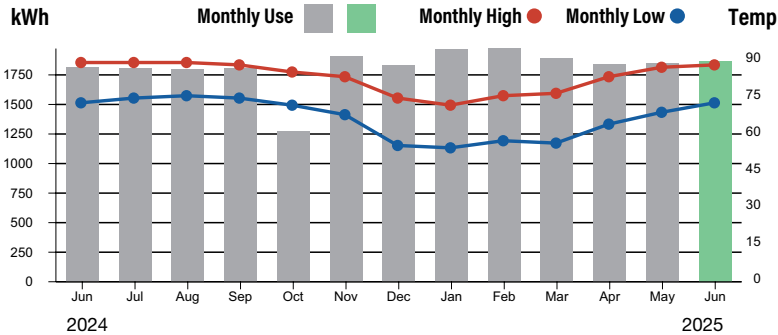


Current Service Detail		
Customer Charge		\$26.50
Energy Charge-Electric	1,837 kWh @ 0.11900	\$218.60
Power Cost Adjustment	1,837 kWh @ 0.00750	\$13.78
Subtotal Current Charges		\$258.88
Taxes and Fees		
Franchise Fee Lee County		\$12.49
Florida Gross Receipts Tax		\$6.94
Subtotal Taxes and Fees		\$19.43
Total Current Charges		\$278.31

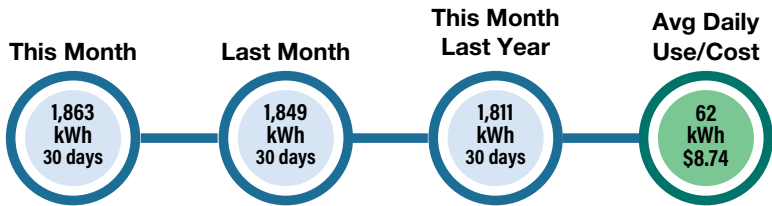


Service Address: 0 MAGNOLIA LANDING #FOUNTAIN 4, NORTH FORT MYERS, 33917
Service Location: 1000385569

Rate Schedule Description	Meter No.	Reading Dates		Readings		Multiplier	kWh Usage
		From	To	Previous	Present		
GS NODEM 1PH	72650939	05/23/25	06/22/25	27717	29580	1	1863

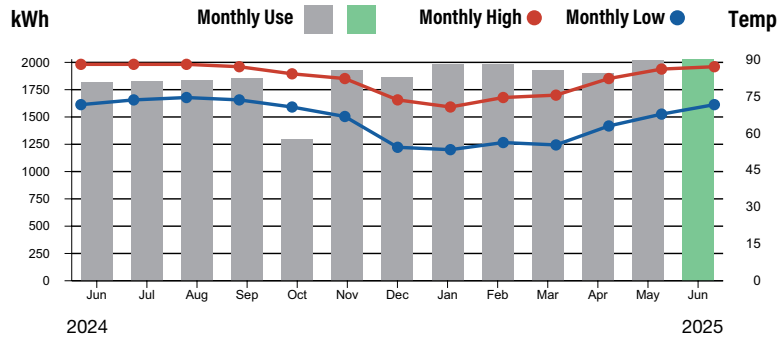


Current Service Detail		
Customer Charge		\$26.50
Energy Charge-Electric	1,863 kWh @ 0.11900	\$221.70
Power Cost Adjustment	1,863 kWh @ 0.00750	\$13.97
Subtotal Current Charges		\$262.17
Taxes and Fees		
Franchise Fee Lee County		\$12.64
Florida Gross Receipts Tax		\$7.02
Subtotal Taxes and Fees		\$19.66
Total Current Charges		\$281.83

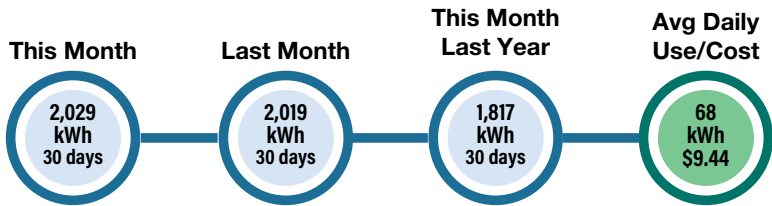


Service Address: 0 MAGNOLIA LANDING #FOUNTAIN 5, NORTH FORT MYERS, 33917
Service Location: 1000385570

Rate Schedule Description	Meter No.	Reading Dates		Readings		Multiplier	kWh Usage
		From	To	Previous	Present		
GS NODEM 1PH	230582013	05/23/25	06/22/25	47883	49912	1	2029

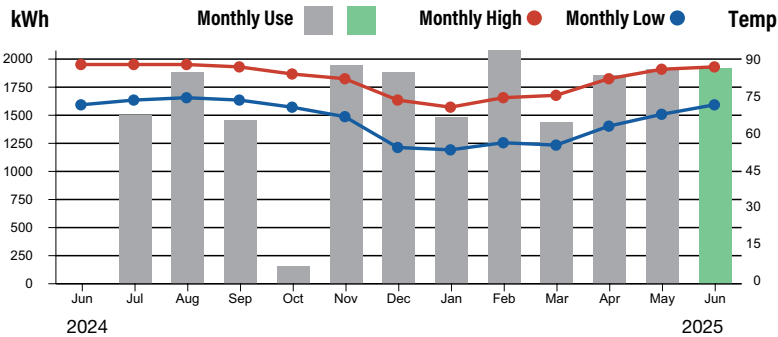


Current Service Detail		
Customer Charge		\$26.50
Energy Charge-Electric	2,029 kWh @ 0.11900	\$241.45
Power Cost Adjustment	2,029 kWh @ 0.00750	\$15.22
Subtotal Current Charges		\$283.17
Taxes and Fees		
Franchise Fee Lee County		\$13.66
Florida Gross Receipts Tax		\$7.59
Subtotal Taxes and Fees		\$21.25
Total Current Charges		\$304.42

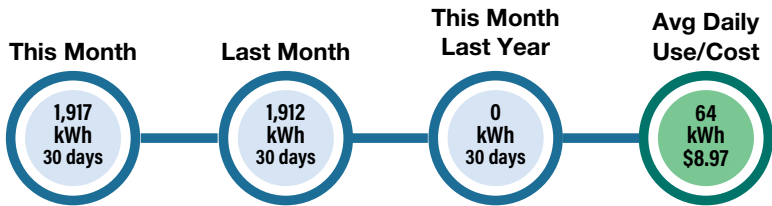


Service Address: 0 SUBMERGED #IRRIG LAKE 982, NORTH FORT MYERS, 33917
Service Location: 1000397747

Rate Schedule Description	Meter No.	Reading Dates		Readings		Multiplier	kWh Usage
		From	To	Previous	Present		
GS NODEM 1PH	3962831	05/23/25	06/22/25	17588	19505	1	1917

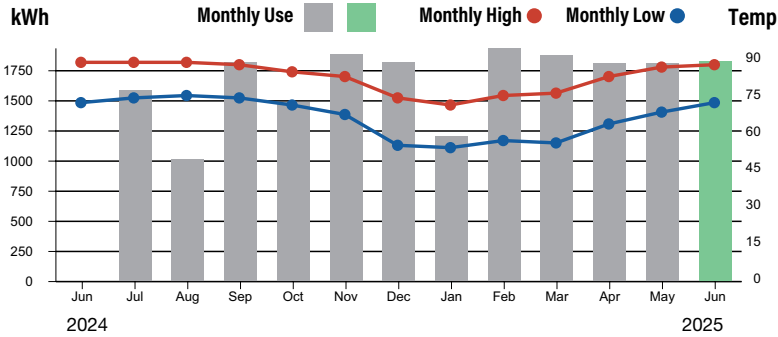


Current Service Detail		
Customer Charge		\$26.50
Energy Charge-Electric	1,917 kWh @ 0.11900	\$228.12
Power Cost Adjustment	1,917 kWh @ 0.00750	\$14.38
Subtotal Current Charges		\$269.00
Taxes and Fees		
Franchise Fee Lee County		\$12.97
Florida Gross Receipts Tax		\$7.21
Subtotal Taxes and Fees		\$20.18
Total Current Charges		\$289.18

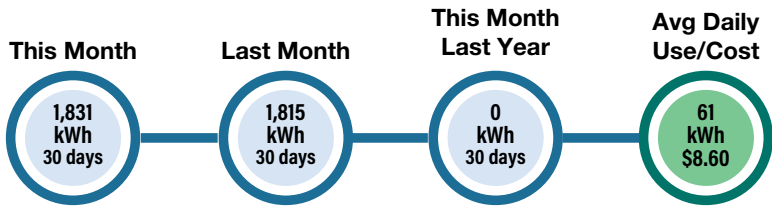


Service Address: 0 RIGHT OF WAY #IRRIG LAKE 176, NORTH FORT MYERS, 33917
Service Location: 1000397748

Rate Schedule Description	Meter No.	Reading Dates		Readings		Multiplier	kWh Usage
		From	To	Previous	Present		
GS NODEM 1PH	84148027	05/23/25	06/22/25	15909	17740	1	1831

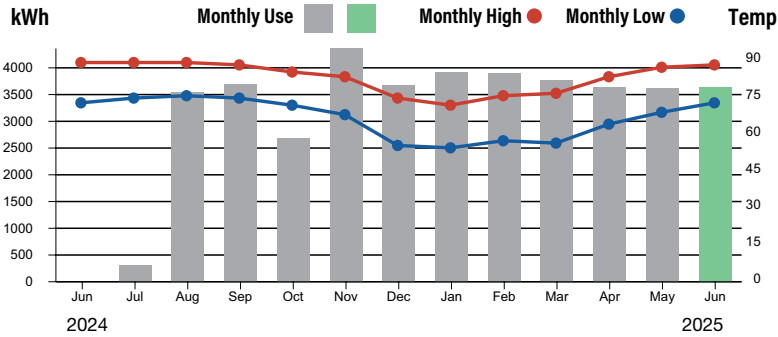


Current Service Detail		
Customer Charge		\$26.50
Energy Charge-Electric	1,831 kWh @ 0.11900	\$217.89
Power Cost Adjustment	1,831 kWh @ 0.00750	\$13.73
Subtotal Current Charges		\$258.12
Taxes and Fees		
Franchise Fee Lee County		\$12.45
Florida Gross Receipts Tax		\$6.92
Subtotal Taxes and Fees		\$19.37
Total Current Charges		\$277.49

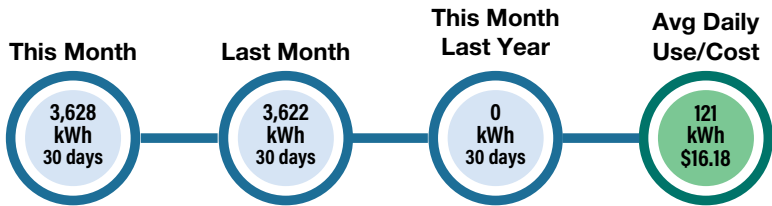


Service Address: 0 RIGHT OF WAY #IRRIG LAKE 175, NORTH FORT MYERS, 33917
Service Location: 1000397749

Rate Schedule Description	Meter No.	Reading Dates		Readings		Multiplier	kWh Usage
		From	To	Previous	Present		
GS NODEM 1PH	72656686	05/23/25	06/22/25	37129	40757	1	3628

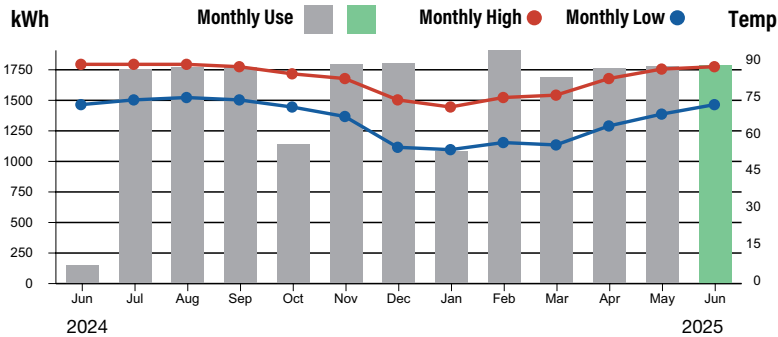


Current Service Detail		
Customer Charge		\$26.50
Energy Charge-Electric	3,628 kWh @ 0.11900	\$431.73
Power Cost Adjustment	3,628 kWh @ 0.00750	\$27.21
Subtotal Current Charges		\$485.44
Taxes and Fees		
Franchise Fee Lee County		\$23.41
Florida Gross Receipts Tax		\$13.01
Subtotal Taxes and Fees		\$36.42
Total Current Charges		\$521.86

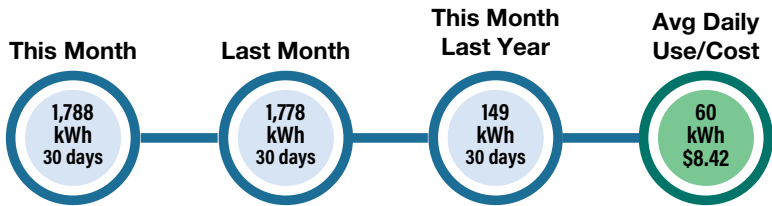


Service Address: 0 CAMINO TORCIDO LOOP #LAKE 981, NORTH FORT MYERS, 33917
Service Location: 1000397752

Rate Schedule Description	Meter No.	Reading Dates		Readings		Multiplier	kWh Usage
		From	To	Previous	Present		
GS NODEM 1PH	3748863	05/23/25	06/22/25	18420	20208	1	1788

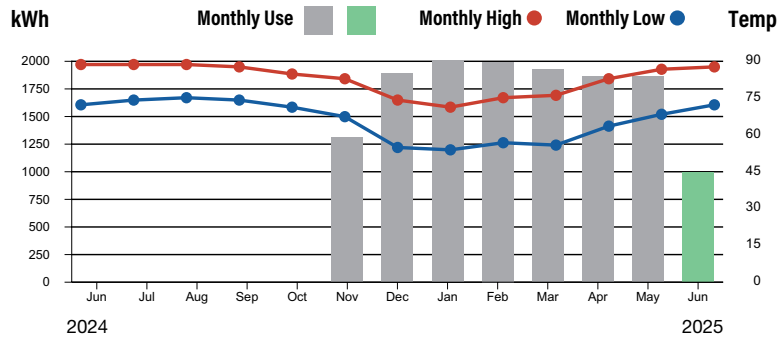


Current Service Detail			
Customer Charge			\$26.50
Energy Charge-Electric	1,788 kWh @ 0.11900		\$212.77
Power Cost Adjustment	1,788 kWh @ 0.00750		\$13.41
Subtotal Current Charges			\$252.68
Taxes and Fees			
Franchise Fee Lee County			\$12.19
Florida Gross Receipts Tax			\$6.77
Subtotal Taxes and Fees			\$18.96
Total Current Charges			\$271.64

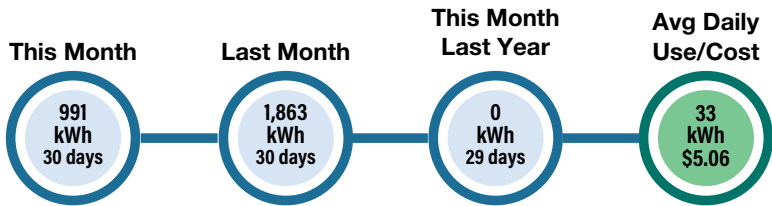


Service Address: 0 CAMINO TORCIDO LOOP #LAKE 977, NORTH FORT MYERS, 33917
Service Location: 1000397810

Rate Schedule Description	Meter No.	Reading Dates		Readings		Multiplier	kWh Usage
		From	To	Previous	Present		
GS NODEM 1PH	9427223	05/23/25	06/22/25	12854	13845	1	991

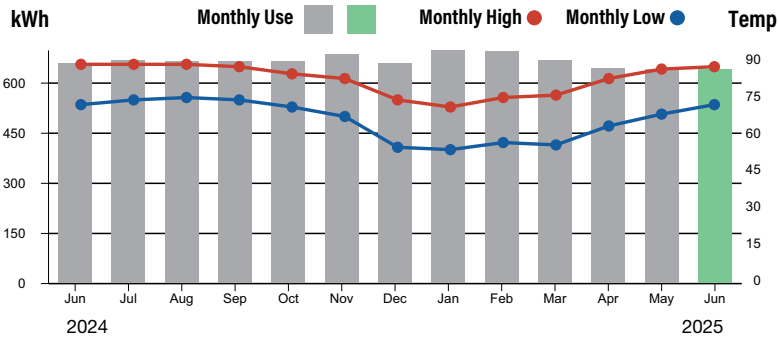


Current Service Detail			
Customer Charge			\$26.50
Energy Charge-Electric	991 kWh @ 0.11900		\$117.93
Power Cost Adjustment	991 kWh @ 0.00750		\$7.43
Subtotal Current Charges			\$151.86
Taxes and Fees			
Franchise Fee Lee County			\$7.32
Florida Gross Receipts Tax			\$4.07
Subtotal Taxes and Fees			\$11.39
Total Current Charges			\$163.25

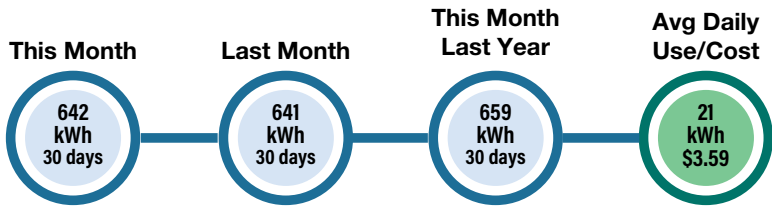


Service Address: 0 MAGNOLIA LANDINGS #LK 159, NORTH FORT MYERS, 33917
Service Location: 1000405411

Rate Schedule Description	Meter No.	Reading Dates		Readings		Multiplier	kWh Usage
		From	To	Previous	Present		
GS NODEM 1PH	72648514	05/23/25	06/22/25	10510	11152	1	642

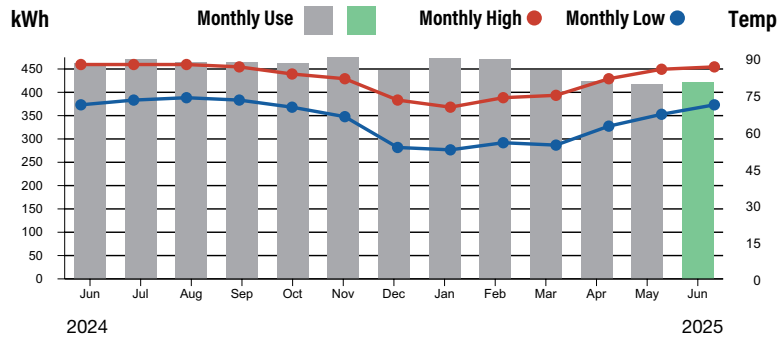


Current Service Detail		
Customer Charge		\$26.50
Energy Charge-Electric	642 kWh @ 0.11900	\$76.40
Power Cost Adjustment	642 kWh @ 0.00750	\$4.82
Subtotal Current Charges		\$107.72
Taxes and Fees		
Franchise Fee Lee County		\$5.20
Florida Gross Receipts Tax		\$2.89
Subtotal Taxes and Fees		\$8.09
Total Current Charges		\$115.81

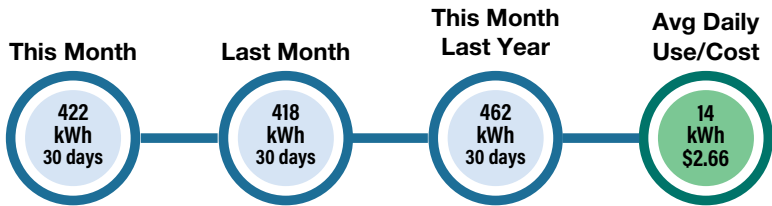


Service Address: 0 SUBMERGED #LK 161, NORTH FORT MYERS, 33917
Service Location: 1000405413

Rate Schedule Description	Meter No.	Reading Dates		Readings		Multiplier	kWh Usage
		From	To	Previous	Present		
GS NODEM 1PH	18391880	05/23/25	06/22/25	5938	6360	1	422

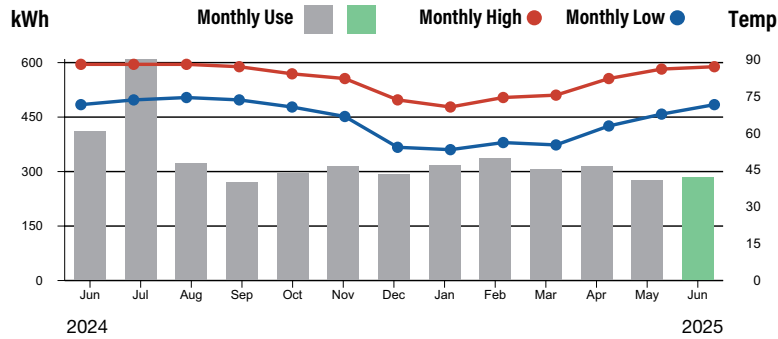


Current Service Detail		
Customer Charge		\$26.50
Energy Charge-Electric	422 kWh @ 0.11900	\$50.22
Power Cost Adjustment	422 kWh @ 0.00750	\$3.17
Subtotal Current Charges		\$79.89
Taxes and Fees		
Franchise Fee Lee County		\$3.85
Florida Gross Receipts Tax		\$2.14
Subtotal Taxes and Fees		\$5.99
Total Current Charges		\$85.88

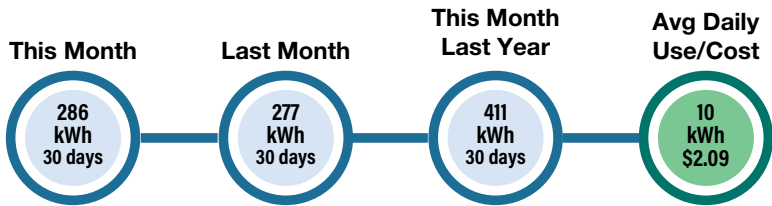


Service Address: 0 RIGHT OF WAY #LK 151, NORTH FORT MYERS, 33917
Service Location: 1000405414

Rate Schedule Description	Meter No.	Reading Dates		Readings		Multiplier	kWh Usage
		From	To	Previous	Present		
GS NODEM 1PH	83745439	05/23/25	06/22/25	5519	5805	1	286



Current Service Detail		
Customer Charge		\$26.50
Energy Charge-Electric	286 kWh @ 0.11900	\$34.03
Power Cost Adjustment	286 kWh @ 0.00750	\$2.15
Subtotal Current Charges		\$62.68
Taxes and Fees		
Franchise Fee Lee County		\$3.02
Florida Gross Receipts Tax		\$1.68
Subtotal Taxes and Fees		\$4.70
Total Current Charges		\$67.38



Service Address: MAGNOLIA LANDINGS LN PARCEL L- P, NORTH FORT MYERS, 33917
Service Location: 1000408725

Service Dates: 05/23/25 - 06/22/25

Current Service Detail		
Light Energy Charge		\$1.76
100 watt LED		\$29.68
Power Cost Adjustment	46 kWh @ 0.00750	\$0.35
Subtotal Current Charges		\$31.79
Taxes and Fees		
Florida Sales Tax Non Electric Service		\$1.78
Florida Sales Tax Electric Service		\$0.26
County Surtax Lee		\$0.17
Franchise Fee Lee County		\$1.50
Florida Gross Receipts Tax		\$0.09
Subtotal Taxes and Fees		\$3.80
Total Current Charges		\$35.59

Magnolia Landing
C/O Access Management

1170 Celebration Blvd
Suite 202
Celebration, FL 34747

INVOICE NO. MLM 060125
DATE June 1, 2025
ACCOUNT Magnolia Landing
TERMS Upon Receipt

TO CFM CDD
C/O Rizetta
3434 Coldwell Ave, Suite 200
Tampa, FL 33614

RECEIVED
07/08/25

DATES	DESCRIPTION	LINE TOTAL
	Landscaping Maintenance	
6/1/2025	Monthly landscape reimbursement June 2025	\$16,670.00
	Make all checks payable to Magnolia Landing Master	
	THANK YOU FOR YOUR BUSINESS!	
	TOTAL	\$16,670.00

Rizzetta & Company, Inc.
3434 Colwell Avenue
Suite 200
Tampa FL 33614

Invoice

Date	Invoice #
7/2/2025	INV0000100500

Bill To:

CFM CDD
3434 Colwell Avenue, Suite 200
Tampa FL 33614

RECEIVED
06/27/25


Services for the month of	Terms	Client Number
July	Upon Receipt	00545

[illegible]



MK-WI-S300 GCFS
1555 N. Rivercenter Drive, Suite 300
Milwaukee, WI 53212

7794747




000001222 02 SP 106481409331756 P

Cfm Community Development District
C/O Rizzetta & Company
3434 Colwell Ave Ste 200
Tampa, FL 33614
United States





Corporate Trust Services
EP-MN-WN3L
60 Livingston Ave.
St. Paul, MN 55107



Invoice Number:
Account Number:
Invoice Date:
Direct Inquiries To:
Phone:

7794747
219813000
06/25/2025
Duffy, Leanne M
(407)-835-3807

Cfm Community Development District
C/O Rizzetta & Company
3434 Colwell Ave Ste 200
Tampa, FL 33614
United States

CFM COMMUNITY DEVELOPMENT DISTRICT CAPITAL IMPROVEMENT REVENUE BONDS, SERIES 2021
REVENUE ACCOUNT

The following is a statement of transactions pertaining to your account. For further information, please review the attached.

STATEMENT SUMMARY

PLEASE REMIT BOTTOM COUPON PORTION OF THIS PAGE WITH CHECK PAYMENT OF INVOICE.

TOTAL AMOUNT DUE

\$4,040.63

All invoices are due upon receipt.

Please detach at perforation and return bottom portion of the statement with your check, payable to U.S. Bank.

CFM COMMUNITY DEVELOPMENT DISTRICT CAPITAL
IMPROVEMENT REVENUE BONDS, SERIES 2021
REVENUE ACCOUNT

Invoice Number:	7794747
Account Number:	219813000
Current Due:	\$4,040.63
Direct Inquiries To:	Duffy, Leanne M
Phone:	(407)-835-3807

Please mail payments to:
U.S. Bank
CM-9690
PO BOX 70870
St. Paul, MN 55170-9690

Invoice # 7794747
Attn: Fee Dept St. Paul





Corporate Trust Services
EP-MN-WN3L
60 Livingston Ave.
St. Paul, MN 55107

Invoice Number: 7794747
Invoice Date: 06/25/2025
Account Number: 219813000
Direct Inquiries To: Duffy, Leanne M
Phone: (407)-835-3807

3/3

CFM COMMUNITY DEVELOPMENT DISTRICT CAPITAL
IMPROVEMENT REVENUE BONDS, SERIES 2021
REVENUE ACCOUNT

Accounts Included 219813000 219813001 219813002 219813003 219813004 219813005
In This Relationship:

CURRENT CHARGES SUMMARIZED FOR ENTIRE RELATIONSHIP

Detail of Current Charges	Volume	Rate	Portion of Year	Total Fees
04111 Paying Agent / Regist / Trustee Agent	1.00	3,750.00	100.00%	\$3,750.00
Subtotal Administration Fees - In Advance 06/01/2025 - 05/31/2026				\$3,750.00
Incidental Expenses 06/01/2025 to 05/31/2026	3,750.00	0.0775		\$290.63
Subtotal Incidental Expenses				\$290.63
TOTAL AMOUNT DUE				\$4,040.63



CFM COMMUNITY DEVELOPMENT DISTRICT

District Office · Ft. Myers, Florida · (239) 936-0913
Mailing Address · 3434 Colwell Avenue, Suite 200 · Tampa, Florida 33614
www.cfmccd.org

Operation and Maintenance Expenditures August 2025 For Board Approval

Attached please find the check register listing the Operation and Maintenance expenditures paid from August 1, 2025 through August 31, 2025. This does not include expenditures previously approved by the Board.

The total items being presented: \$ **57,790.26**

Approval of Expenditures:

_____ Chairperson

_____ Vice Chairperson

_____ Assistant Secretary

CFM Community Development District

Paid Operation & Maintenance Expenditures

August 1, 2025 Through August 31, 2025

Vendor Name	Check Number	Invoice Number	Invoice Description	Invoice Amount
Berger, Toombs, Elam, Gaines & Frank CPA	100559	372953	Auditing Services FYE 23/24	\$4,280.00
Exclusive Affair Party Rentals	100562	I-002129	Event Setup 08/25	\$135.32
Florida Fountains & Equipment, LLC	100548	2025-379	Purchase and installation and Led Light for Fountain # 4 07/25	\$500.49
Florida Fountains & Equipment, LLC	100563	2025-418	Fountain #11 Repairs 08/25	\$494.50
Gannett Florida LocaliQ	20250821-1	0007251360	Legal Advertising 07/25	\$2,248.32
James Kenneth Pate	100549	JP060525	Board of Supervisors Meeting 06/05/25	\$200.00
Johnson Engineering, LLC	100564	6414	CFM CDD Irrigation WUP Modification 08/25	\$2,250.00
Johnson Engineering, LLC	100564	6446	General Engineering 07/25	\$5,051.75
Johnson Engineering, LLC	100564	6447	Magnolia Landing Signal Warrant Analysis 08/25	\$490.00
LCEC	100557	6571809552 7/25	Electric Summary 07/25	\$16,257.93
Magnolia Landing Golf, LLC	100558	CL00004007	Plant 106 annuals 07/25	\$3,180.00
Magnolia Landing Golf, LLC	100560	CL00004006	Repair drip Line 07/25	\$200.00
Magnolia Landing Golf, LLC	100560	CL00004008	Plant Installation 07/25	\$645.00

CFM Community Development District

Paid Operation & Maintenance Expenditures

August 1, 2025 Through August 31, 2025

Vendor Name	Check Number	Invoice Number	Invoice Description	Invoice Amount
Mary Elaine Lieberman	100550	ML060525	Board of Supervisors Meeting 06/05/25	\$200.00
Mettauer Environmental Inc.	100566	3778	Quarterly Conservation Area Maintenance 08/25	\$10,250.75
Paramount Asphalt Sealcoating Corporation	100561	6961	Remove & Replace 24"x24" Grate & Frame 07/25	\$2,000.00
Rizzetta & Company, Inc.	100553	INV0000101329	Mass Mailing - Budget Notice 08/25	\$1,486.71
Rizzetta & Company, Inc.	100554	INV0000101228	District Management Fees 08/25	\$4,579.49
Sue Streeter	100551	SS060525	Board of Supervisors Meeting 06/05/25	\$200.00
Sweeperman of SW FL, Inc	100565	502MAGL	Sweeping Services 07/25	\$2,940.00
Todd Andrew Gile	100552	TG060525	Board of Supervisors Meeting 06/05/25	<u>\$200.00</u>
Report Total				<u>\$57,790.26</u>



**Berger, Toombs, Elam,
Gaines & Frank**

Certified Public Accountants PL

600 Citrus Avenue
Suite 200
Fort Pierce, Florida 34950

772/461-6120
FAX: 772/468-9278

AUG - 4 2025

*CFM COMMUNITY DEVELOPMENT DISTRICT
3434 COLWELL AVE
SUITE 200
TAMPA, FL 33614*

*Invoice No. 372953
Date 07/31/2025
Client No. 21708*

Services rendered in connection with the audit of Financial Statements
as of and for the year ended September 30, 2024

Total Invoice Amount \$ 4,280.00

You can pay online at: <https://treasurecoastcpas.com> or

Scan to Pay

Berger, Toombs, Elam, Gaines, Frank,
McGuire & Gonano CPAs PL

Invoice Payment



POWERED BY
CPACHARGE

We accept major credit cards.
A 3% fee will be applied.

Please enter client number on your check.

Finance charges are calculated on balances over 30 days old at an annual percentage rate of 18%.



EXCLUSIVE AFFAIR PARTY RENTALS

INVOICE # I-002129

\$ 135.32	Account Balance: \$ 135.32	TERMS: DUE NOW
INVOICE DATE: Aug 14, 2025		

CFM CDD
Rizzetta & Compan, Inc.
9530 Marketplace Road, Suite 206
Fort Myers, FL 33912
+1 239 936 0913
ZGrubb@rizzetta.com

Contract # R-016709			Contract Start Date: 08/20/2025			
Item	Status	End Date	Rate	Qty	Fee	
Black Plastic Folding Chair	Reserved	08/22/2025	\$ 1.80	20	\$ 36.00	
Delivery & Pickup Lee County (first floor) Price is for dates listed additional fees for Sunday or Late Night Pick up.	Reserved	08/22/2025	\$ 95.00	1	\$ 95.00	
Delivery Minimum Charge (the fee may be removed by adding additional rentals to meet the \$250 delivery minimum)	Reserved	08/22/2025	\$ 0.00	1	\$ 0.00	
Fee: FEE WAIVED Credit Card Convenience Fee 3% (paying by Check)		N/A	\$ 0.00	1	\$ 0.00	

NOTES CFM CDD

Rizzetta & Company, Inc.,
9530 Marketplace Road, Suite 206,
Fort Myers, Florida 33912

COMPANY HOURS

Monday - Friday : 9:00 AM - 4:00 PM
Saturday - Sunday : Closed

Deposit Amount	\$ 0.00
Rental Total	\$ 131.00
Rental Tax 6.5%	\$ 0.00
D/W Tax 0%	\$ 0.00
Damage Waiver	\$ 4.32
Grand Total	\$ 135.32
Amount Paid	\$ 0.00
Remaining Balance	\$ 135.32

RECEIVED
08/14/25

Total Due \$ 135.32

Phone (239) 267-1237
6260 Topaz Court
Ft. Myers, FL 33966
info@exclusiveaffairrentals.com



17252 Alico Center Rd. Suite 2
Fort Myers, FL 33967
(239) 567-3030

admin@flfountains.com

Invoice

Date	Invoice #
7/24/2025	2025-379

Florida Fountains & Equipment, LLC

Bill To
CFM CDD 3434 Colwell Avenue, Suite 200 Tampa, Florida 33614

Location
Magnolia Landing 20094 Fiddlewood Ave, North Fort Myers, FL 33917

Other	Warranty Expires	Technician	Customer PO	Due Date
#4		AB		8/23/2025

Serviced	Description	Qty	U/M	Rate	Amount
7/17/2025	This invoice is to Magnolia Landing CDD for the purchase and installation of a 36W LED light for fountain #4.	1		139.00	139.00
	36W LED Lights	1		329.00	329.00T
	1 year warranty				
	Splice kits #12-14-16 (Tubes Only)	1		19.99	19.99T
	Fuel Surcharge	1		12.50	12.50

RECEIVED
07/24/2025

Thank you for your business.

Subtotal \$500.49

Sales Tax (0.00) \$0.00

Total \$500.49

Payments/Credits \$0.00

Balance Due \$500.49

Terms and Conditions

Please send payment within 30 days of receiving this invoice. There will be a 4.0% service charge on Credit Card payments. Please be sure to include invoice number on the check.



17252 Alico Center Rd. Suite 2
Fort Myers, FL 33967
(239) 567-3030

admin@flfountains.com

Invoice

Date	Invoice #
8/8/2025	2025-418

Florida Fountains & Equipment, LLC

Bill To
CFM CDD 3434 Colwell Avenue, Suite 200 Tampa, Florida 33614

Location
Magnolia Landing 20094 Fiddlewood Ave, North Fort Myers, FL 33917

Other	Warranty Expires	Technician	Customer PO	Due Date
#11		HR		9/7/2025

Serviced	Description	Qty	U/M	Rate	Amount
8/6/2025	This invoice is to Magnolia Landing for checking on fountain that was reported onsite. #11 - Tech inspected the control panel and found that the run capacitor was burnt. He replaced run cap and reset the overload that was tripped. Fountain was working again with proper amp levels. 80mfd 370/440v metal round run capacitor Fuel Surcharge	3 1 1		139.00 65.00 12.50	417.00 65.00T 12.50

RECEIVED
08/08/2025

Thank you for your business.

Subtotal	\$494.50
Sales Tax (0.00)	\$0.00
Total	\$494.50
Payments/Credits	\$0.00
Balance Due	\$494.50

Terms and Conditions

Please send payment within 30 days of receiving this invoice. There will be a 4.0% service charge on Credit Card payments. Please be sure to include invoice number on the check.



ACCOUNT NAME		ACCOUNT #	INV DATE
CFM CDD		1126689	07/31/25
INVOICE #	INVOICE PERIOD	CURRENT INVOICE TOTAL	
0007251360	Jul 1- Jul 31, 2025	\$2,248.32	
PREPAY (Memo Info)	UNAPPLIED (included in amt due)	TOTAL CASH AMT DUE*	
\$0.00	\$0.00	\$2,248.32	

BILLING ACCOUNT NAME AND ADDRESS	PAYMENT DUE DATE: AUGUST 31, 2025
CFM CDD 3434 Colwell AVE # 200 Tampa, FL 33614-8390	Legal Entity: Gannett Media Corp. Terms and Conditions: Past due accounts are subject to interest at the rate of 18% per annum or the maximum legal rate (whichever is less). Advertiser claims for a credit related to rates incorrectly invoiced or paid must be submitted in writing to Publisher within 30 days of the invoice date or the claim will be waived. Any credit towards future advertising must be used within 30 days of issuance or the credit will be forfeited. All funds payable in US dollars.

BILLING INQUIRIES/ADDRESS CHANGES 1-877-736-7612 or smb@ccc.gannett.com

FEDERAL ID 47-2390983

Save A Tree! Gannett is going paperless. Enjoy the convenience of accessing your billing information anytime and pay online. To avoid missing an invoice, sign up today by reaching out to abgspecial@gannett.com.

Date	Description	Amount
7/1/25	Balance Forward	\$0.00

Legal Advertising:

Date range	Product	Order Number	Description	PO Number	Runs	Ad Size	Net Amount
7/22/25	FPN Fort Myers News-Press	11484618	CFM CDD - Advertising Request (Notice of PH)	1		3.0000 x 16 in	\$1,948.88

Package Advertising:

Start-End Date	Order Number	Product	Description	PO Number	Package Cost
7/29/25	11483161	FPN Fort Myers News-Press	Legal 1 Column	LSAR0331463	\$299.44

RECEIVED
08/06/2025

As an incentive for customers, we provide a discount off the total invoice cost equal to the 3.99% service fee if you pay with Cash/Check/ACH. Pay by Cash/Check/ACH and Save!

Total Cash Amount Due	\$2,248.32
Service Fee 3.99%	\$89.71
*Cash/Check/ACH Discount	-\$89.71
*Payment Amount by Cash/Check/ACH	\$2,248.32
Payment Amount by Credit Card	\$2,338.03

PLEASE DETACH AND RETURN THIS PORTION WITH YOUR PAYMENT

ACCOUNT NAME		ACCOUNT NUMBER		INVOICE NUMBER		AMOUNT PAID
CFM CDD		1126689		0007251360		
CURRENT DUE	30 DAYS PAST DUE	60 DAYS PAST DUE	90 DAYS PAST DUE	120+ DAYS PAST DUE	UNAPPLIED PAYMENTS	TOTAL CASH AMT DUE*
\$2,248.32	\$0.00	\$0.00	\$0.00	\$0.00	\$0.00	\$2,248.32
REMITTANCE ADDRESS (Include Account# & Invoice# on check)				TO PAY BY PHONE PLEASE CALL:		TOTAL CREDIT CARD AMT DUE
Gannett Florida LocaliQ PO Box 631244 Cincinnati, OH 45263-1244				1-877-736-7612		\$2,338.03
				To sign up for E-mailed invoices and online payments please contact abgspecial@gannett.com		

00011266890000000000000072513600022483267177

AFFIDAVIT OF PUBLICATION

Michele Rebstock
CFM CDD
3434 Colwell AVE # 200
Tampa FL 33614-8390

RECEIVED
AUG - 4 2025

STATE OF WISCONSIN, COUNTY OF BROWN


Before the undersigned authority personally appeared, who on oath says that he or she is the Legal Advertising Representative of the News-Press, a daily newspaper published at Fort Myers in Lee County, Florida; that the attached copy of advertisement, being a Legal Ad in the matter of Classified Legal CLEGL, was published on the publicly accessible website of Lee County, Florida, or in a newspaper by print in the issues of, on:

BY:

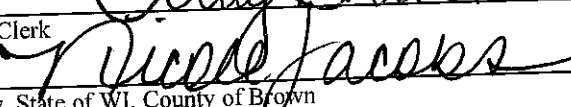
07/22/2025

Affiant further says that the website or newspaper complies with all legal requirements for publication in chapter 50, Florida Statutes.

Subscribed and sworn to before me, by the legal clerk, who is personally known to me, on 07/22/2025



Legal Clerk



Notary, State of WI, County of Brown

8-21-26

My commission expires

Publication Cost:	\$1948.88	
Tax Amount:	\$0.00	
Payment Cost:	\$1948.88	
Order No:	11484618	# of Copies:
Customer No:	1126689	1
PO #:		

THIS IS NOT AN INVOICE!

Please do not use this form for payment remittance.

NICOLE JACOBS
Notary Public
State of Wisconsin

CFM COMMUNITY DEVELOPMENT DISTRICT

NOTICE OF PUBLIC HEARING TO CONSIDER THE ADOPTION OF THE FY 2026 BUDGET; NOTICE OF PUBLIC HEARING TO CONSIDER THE IMPOSITION OF OPERATIONS AND MAINTENANCE SPECIAL ASSESSMENTS, ADOPTION OF AN ASSESSMENT ROLL, AND THE LEVY, COLLECTION, AND ENFORCEMENT OF THE SAME; AND NOTICE OF REGULAR BOARD OF SUPERVISORS MEETING.

The Board of Supervisors ("Board") for the CFM Community Development District ("District") will hold the following public hearings and regular meeting:

DATE: August 21, 2025
TIME: 11:30 a.m.
LOCATION: Rizzetta & Company, Inc.
9530 Marketplace Road, Suite 206
Fort Myers, Florida 33912

The first public hearing is being held pursuant to Chapter 190, Florida Statutes, to receive public comment and objections on the District's proposed budget ("Proposed Budget") for the fiscal year beginning October 1, 2025, and ending September 30, 2026 ("FY 2026"). The second public hearing is being held pursuant to Chapters 190, Florida Statutes, to consider the imposition of operations and maintenance special assessments ("O&M Assessments") upon the lands located within the District to fund the Proposed Budget for FY 2026; to consider the adoption of an assessment roll; and to provide for the levy, collection, and enforcement of O&M Assessments. At the conclusion of the public hearings, the Board will, by resolution, adopt a budget and levy O&M Assessments as finally approved by the Board. A regular Board meeting of the District will also be held where the Board may consider any other District business that may properly come before it.

Description of Assessments

The District imposes O&M Assessments on benefitted property within the District for the purpose of funding the District's general administrative, operations, and maintenance budget. A description of the services to be funded by the O&M Assessments, and the properties to be improved and benefitted from the O&M Assessments, are all set forth in the Proposed Budget. A geographic depiction of the property potentially subject to the proposed O&M Assessments is identified in the map attached hereto. The table below shows the schedule of the proposed O&M Assessments, which are subject to change at the hearing:

Land Use	Total # of Units / Acres	EAU/ERU Factor	Proposed O&M Assessment
Residential	558	1.00	\$1,041.71
Golf Course	18	1.00	\$1,041.71
Twin Villa	152	1.00	\$1,041.71
Single Family 50'	336	1.00	\$1,041.71
Single Family 60'	37	1.00	\$1,041.71

*Includes collection costs and early payment discounts

NOTE: THE DISTRICT RESERVES ALL RIGHTS TO CHANGE THE LAND USES, NUMBER OF UNITS, EQUIVALENT ASSESSMENT OR RESIDENTIAL UNIT ("EAU") FACTORS, AND O&M ASSESSMENT AMOUNTS AT THE PUBLIC HEARING, WITHOUT FURTHER NOTICE.

The proposed O&M Assessments as stated include collection costs and/or early payment discounts imposed on assessments collected by the Lee County ("County") Tax Collector on the tax bill. Moreover, pursuant to Section 197.3632(4), Florida Statutes, the lien amount shall serve as the "maximum rate" authorized by law for O&M Assessments, such that no public hearing on O&M Assessments shall be held or notice provided in future years unless the O&M Assessments are proposed to be increased or another criterion within Section 197.3632(4), Florida Statutes, is met. Note, the O&M Assessments do not include debt service assessments previously levied by the District, if any.

For FY 2026, the District intends to have the County Tax Collector collect the O&M Assessments imposed on certain developed property and will directly collect the O&M Assessments on the remaining benefitted property, if any, by sending out a bill no later than November of this year. It is important to pay your O&M Assessment because failure to pay will cause a tax certificate to be issued against the property which may result in loss of title or, for direct billed O&M Assessments, may result in a foreclosure action which also may result in a loss of title. The District's decision to collect O&M Assessments on the County tax roll or by direct billing does not preclude the District from later electing to collect those or other assessments in a different manner at a future time.

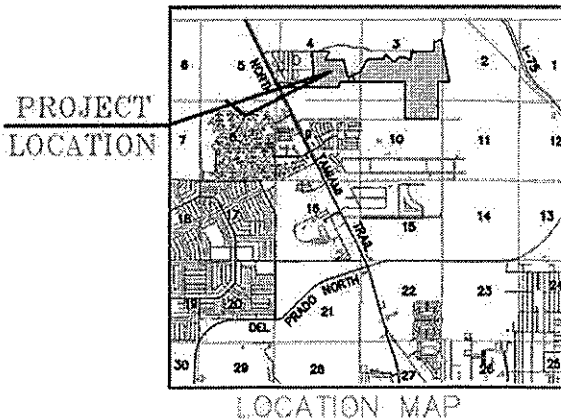
Additional Provisions

The public hearings and meeting are open to the public and will be conducted in accordance with the provisions of Florida law. A copy of the Proposed Budget, proposed assessment roll, and the agenda for the public hearings and meeting may be obtained at the offices of the District Manager, Rizzetta & Company, Inc., 9530 Marketplace Road, Suite 206, Fort Myers, Florida 33912 Ph: (239) 936-0913 ("District Manager's Office"), during normal business hours, or by visiting the District's website at cfmcd.org. The public hearings and meeting may be continued in progress to a date, time certain, and place to be specified on the record at the public hearings or meeting. There may be occasions when staff or board members may participate by speaker telephone.

Any person requiring special accommodations at the public hearings or meeting because of a disability or physical impairment should contact the District Manager's Office at least forty-eight (48) hours prior to the public hearings and meeting. If you are hearing or speech impaired, please contact the Florida Relay Service by dialing 7-1-1, or 1-800-955-8771 (TTY) / 1-800-955-8770 (Voice), for aid in contacting the District Manager's Office.

Please note that all affected property owners have the right to appear at the public hearings and meeting and may also file written objections with the District Manager's Office within twenty days of publication of this notice. Each person who decides to appeal any decision made by the Board with respect to any matter considered at the public hearings or meeting is advised that person will need a record of proceedings and that, accordingly, the person may need to ensure that a verbatim record of the proceedings is made, including the testimony and evidence upon which such appeal is to be based.

Belinda Blandon
District Manager
07/22/2025



RECEIVED
AUG - 4 2025
BY:

AFFIDAVIT OF PUBLICATION

CFM CDD
3434 Colwell AVE # 200
Tampa FL 33614-8390

RECEIVED
AUG 12 2025

BY:

STATE OF WISCONSIN, COUNTY OF BROWN

Before the undersigned authority personally appeared, who on oath says that he or she is the Legal Advertising Representative of the News-Press, a daily newspaper published at Fort Myers in Lee County, Florida; that the attached copy of advertisement, being a Legal Ad in the matter of Govt Public Notices, was published on the publicly accessible website of Lee County, Florida, or in a newspaper by print in the issues of, on:

07/29/2025

Affiant further says that the website or newspaper complies with all legal requirements for publication in chapter 50, Florida Statutes.

Subscribed and sworn to before me, by the legal clerk, who is personally known to me, on 07/29/2025

Legal Clerk

Notary, State of WI, County of Brown

My commission expires

Publication Cost:	\$299.44	
Tax Amount:	\$0.00	
Payment Cost:	\$299.44	
Order No:	11483161	# of Copies:
Customer No:	1126689	0
PO #:	LSAR0331463	

THIS IS NOT AN INVOICE!

Please do not use this form for payment remittance.

NICOLE JACOBS
Notary Public
State of Wisconsin

CFM COMMUNITY DEVELOPMENT
DISTRICT
NOTICE OF PUBLIC HEARING
TO CONSIDER THE ADOPT-
TION OF THE FISCAL YEAR 2026
PROPOSED BUDGET(S); AND
NOTICE OF REGULAR BOARD OF
SUPERVISORS' MEETING

RECEIVED
AUG 1 2 2025

BY:

The Board of Supervisors ("Board") of the CFM Community Development District ("District") will hold a public hearing and regular meeting as follows:

DATE: August 21, 2025

TIME: 11:30 a.m.

LOCATION: Rizzetta & Company, Inc., 9530 Marketplace Road, Suite 206, Fort Myers, Florida 33912

The purpose of the public hearing is to receive comments and objections on the adoption of the District's proposed budget(s) for the fiscal year beginning October 1, 2025, and ending September 30, 2026 ("Proposed Budget"). A regular Board meeting of the District will also be held at the above time where the Board may consider any other business that may properly come before it. A copy of the agenda and Proposed Budget may be obtained at the offices of the District Manager, Rizzetta & Company, Inc., 9530 Marketplace Road, Suite 206, Fort Myers, Florida 33912 Ph: (239) 936-0913 ("District Manager's Office"), during normal business hours, or by visiting the District's website at cfmcdd.org.

The public hearing and meeting are open to the public and will be conducted in accordance with the provisions of Florida law. The public hearing and/or meeting may be continued in progress to a date, time certain, and place to be specified on the record at the public hearing and/or meeting. There may be occasions when Board Supervisors or District Staff may participate by speaker telephone.

Any person requiring special accommodations at the public hearing or meeting because of a disability or physical impairment should contact the District Manager's Office at least forty-eight (48) hours prior to the public hearing and meeting. If you are hearing or speech impaired, please contact the Florida Relay Service by dialing 7-1-1, or 1-800-955-8771 (TTY) / 1-800-955-8770 (Voice), for aid in contacting the District Manager's Office.

Each person who decides to appeal any decision made by the Board with respect to any matter considered at the public hearing or meeting is advised that person will need a record of proceedings and that accordingly, the person may need to ensure that a verbatim record of the proceedings is made, including the testimony and evidence upon which such appeal is to be based.

Belinda Blandon
District Manager
07/29/2025
July 29 2025
LSAR0331463

CFM CDD

Meeting Date: June 05, 2025

SUPERVISOR PAY REQUEST

<u>Name of Board Supervisor</u>	<u>Check if paid</u>	
Sue Streeter	<input checked="" type="checkbox"/>	SS 060525
Brian McGibbon	<input type="checkbox"/>	
Rodney Allen	<input type="checkbox"/>	
James Keneth Pate	<input checked="" type="checkbox"/>	JP 060525
Mary Lieberman	<input checked="" type="checkbox"/>	ML 060525
Todd Gile	<input checked="" type="checkbox"/>	TG 060525
(*) Does not get paid		
NOTE: Supervisors are only paid if checked.		

RECEIVED
07/15/25**EXTENDED MEETING TIMECARD**

Meeting Start Time:	11:30am
Meeting End Time:	12:02pm
Total Meeting Time:	32 mins

Time Over 3 Hours:	
--------------------	--

Total at \$ 180.25 per Hour:	
------------------------------	--

ADDITIONAL OR CONTINUED MEETING TIMECARD

Meeting Date:	
Additional or Continued Meeting?	
Total Meeting Time:	
Total at \$175 per Hour:	\$0.00

Business Mileage Round Trip	
IRS Rate per Mile	\$0.670
Mileage to Charge	\$0.00

DM Signature: 

Johnson Engineering, LLC
2122 Johnson Street; Fort Myers, FL 33901
Payment by EFT: M&T Bank, Buffalo, NY

ph: (301) 417-0200

Ph: 239.334.0046

Project Manager Timothy Denison

August 4, 2025

Project No: CFM003-0527250-
25008743

Invoice No: 6414

Belinda Blandon
CFM CDD
c/o Rizzetta & Company Inc.
9530 Marketplace Road Suite 206
Fort Myers, FL 33912

Project CFM003-0527250- Magnolia Landing WUP Compliance 2025
25008743

CFM003-0527250-25008743

Magnolia Landing WUP Compliance 2025

Task 1: \$2,250 per quarter for 4 quarters.

Task 2: \$1,350 per quarter for 4 quarters.

Professional Services Through July 18, 2025

PROFESSIONAL SERVICES

Phase No.	Phase Description	Contract Amount	Fee Type	%	Total Inv To-Date	Previously Invoiced	Current Inv Amount	Balance to Complete
1.	Magnolia Landing Chloride Sampling	9,000.00	LS	50%	4,500.00	2,250.00	2,250.00	4,500.00
2.	WUP Pumpage Monitoring & Reporting	5,400.00	LS	25%	1,350.00	1,350.00	0.00	4,050.00
3.	Additional WUP Compliance Assistance	1,500.00	T&M	0%	0.00	0.00	0.00	1,500.00
Totals		15,900.00			5,850.00	3,600.00	2,250.00	10,050.00

SUB-TOTAL PROFESSIONAL SERVICES:

2,250.00

INVOICE TOTAL:

2,250.00

RECEIVED
08/05/25

Invoice

Johnson Engineering, LLC
2122 Johnson Street; Fort Myers, FL 33901

ph: (301) 417-0200

Accounts Payable
CFM CDD
c/o Rizzetta & Company Inc.
3434 Colwell Ave. Suite 200
Tampa, FL 33614

Invoice Date: August 8, 2025
Project No: 20044888-001
Invoice No: 6446

Additional Information:

Contract No:	Facility:
Proposal No:	GSA Sin No:
Project Manager: Erik L. Howard	Store/Unit No:

Project	20044888-001	CFM CDD General Engineering
----------------	--------------	-----------------------------

Professional Services from July 1, 2025 to July 31, 2025

Task	01	General Engineering
-------------	----	---------------------

Professional Personnel

		Hours	Rate	Amount
Professional 3				
Lohr, Michael	7/28/2025	.50	165.00	82.50
Respond to email questions from Magnolia Landing resident				
Lohr, Michael	7/29/2025	.50	165.00	82.50
Update contact info on ML CDD online map per M Zordan				
Lohr, Paul	7/28/2025	.50	165.00	82.50
Magnolia Landing / CFM CDD. Phone conversation with Mike Lohr about e-mail message from Caryl Hess about Magnolia Landing CFM CDD online map.				
Professional 4				
Thomas, Gregory	7/17/2025	1.00	176.00	176.00
Preparing response to Notice of Noncompliance.				
Thomas, Gregory	7/18/2025	1.00	176.00	176.00
Preparing response to Notice of Noncompliance.				
Thomas, Gregory	7/23/2025	5.00	176.00	880.00
Onsite field investigation and photographs for Response to District RAI concerning unauthorized ATV trails through Wetland N.				
Thomas, Gregory	7/29/2025	4.00	176.00	704.00
Finalizing UAMAM analysis and RAI response w/ deliverables for ATV trails through Wetland N.				
Thomas, Gregory	7/31/2025	2.00	176.00	352.00
Finalizing UAMAM analysis and RAI response w/ deliverables for ATV trails through Wetland N. Submittal to SFWMD.				

Professional 3					
McPherson, Jessica	7/1/2025	.50	165.00	82.50	
NPDES Annual Reporting - comms with client					
McPherson, Jessica	7/2/2025	.25	165.00	41.25	
NPDES comm with DEP re Audit reports					
McPherson, Jessica	7/21/2025	.50	165.00	82.50	
WQ Attachment					
Professional 4					
Zordan, Mark	7/1/2025	.25	176.00	44.00	
CFM Agenda call email update					
Zordan, Mark	7/7/2025	.50	176.00	88.00	
CDD Meeting rescheduling & coordination for traffic report presentation; SFWMD Non-Compliance letter review & file					
Zordan, Mark	7/10/2025	.50	176.00	88.00	
20567 Long Pond - Call w/DM to discuss the complaint of sidewalk divot site observation findings; 20712 Kaidon La. storm grate - correspondence to contractors for proposals					
Zordan, Mark	7/11/2025	.50	176.00	88.00	
20567 Long Pond Rd sidewalk repair - issue RFP to Paramount					
Zordan, Mark	7/14/2025	.25	176.00	44.00	
GIS Staff review of the revised GIS Map w/acreage, issue comment to JE Ecologist (GT)					
Zordan, Mark	7/15/2025	.25	176.00	44.00	
20567 Long Pond Road - Process the sidewalk panel repair estimate					
Zordan, Mark	7/24/2025	2.25	176.00	396.00	
Conservation buffer areas - 3300 Cherry Palm Dr. - review DM correspondence & research PLAT, DO Plans, GIS Ownership Map, & SFWMD Permit, staff correspondence; DM correspondence re: Transfer of ERP App #210316-5608 - review					
Zordan, Mark	7/25/2025	3.25	176.00	572.00	
3300 Cherry Palm Dr. - GIS staff consult re: unplatted land parcel, research LEEPA land records, special warranty deed, PLAT, DO Plans, GIS Ownership Map, issue response to DM; SFWMD ERP Permit #36-104163-P - Parcels L, N, O - Permit transfer research, staff correspondence, issue response; Conference call w/ DA & DM re: ownership & maintenance of irrigation wells & pumps, Lake 153, 3300 Cherry Palm Dr buffer area & maintenance					
Zordan, Mark	7/28/2025	.50	176.00	88.00	
SFWMD RAI re: WUP - research DO Plans for lined ponds, staff consult (AP)					
Zordan, Mark	7/29/2025	1.75	176.00	308.00	
Draft & issue notice re: community communication to JE staff & responses to be by CDD DM; SFWMD pre-app meeting prep - staff consults & correspondence - UMAM tables to DM for approval; GIS on-line map revisions (ML); 20712 Kaidon La. F&G replacement - field staff coordination & prep for work verification for invoice payment					
Technician 2					
Dixon, Jon	7/1/2025	1.00	88.00	88.00	
Worked on spreadsheet.					
Dixon, Jon	7/31/2025	.25	88.00	22.00	

Took photos of a replaced grate.				
Marino, Brian	7/14/2025	.50	88.00	44.00
Discussed trails and mitigation credits with project manager;				
Marino, Brian	7/25/2025	2.25	88.00	198.00
Researching 3300 Cherry Palm_25' wide unplatted land;				
Discussed project with project manager; Downloaded data from county;				
Marino, Brian	7/29/2025	2.25	88.00	198.00
Totals		32.00		5,051.75
Total Labor				5,051.75
Total this Task				\$5,051.75

Task	REIM	Reimbursables		
			Total this Task	0.00
Total this Invoice				\$5,051.75

Outstanding Invoices

Number	Date	Balance
5746	6/10/2025	19,203.50
Total		19,203.50

RECEIVED
08/08/2025

Johnson Engineering, LLC
2122 Johnson Street; Fort Myers, FL 33901
Payment by EFT: M&T Bank, Buffalo, NY

ph: (301) 417-0200

Ph: 239.334.0046

Project Manager Erik Howard

August 8, 2025

Project No: 20044888-021

Invoice No: 6447

Belinda Blandon
CFM CDD
c/o Rizzetta & Company Inc.
3434 Colwell Ave. Suite 200
Tampa, FL 33614

Project 20044888-021 Magnolia Landing Signal Warrant Analysis
20044888-021
Magnolia Landing Signal Warrant Analysis
Professional Services Through July 31, 2025

PROFESSIONAL SERVICES

Phase No.	Phase Description	Contract Amount	Fee Type	%	Total Inv To-Date	Previously Invoiced	Current Inv Amount	Balance to Complete
1.0	Data Collection and Processing	5,500.00	LS	100%	5,500.00	5,500.00	0.00	0.00
2.0	Signal Warrant Analysis	9,800.00	LS	88%	8,624.00	8,134.00	490.00	1,176.00
	Totals	15,300.00			14,124.00	13,634.00	490.00	1,176.00

SUB-TOTAL PROFESSIONAL SERVICES: 490.00

INVOICE TOTAL:

490.00
RECEIVED
08/11/2025

CFM CDD
0525 LCEC Non Street light accounts
Statement Date: 07/28/25

<u>Service Address</u>	<u>Amount</u>
20200 N Tamiami Trail Fountain	\$ 73.09
3006 Magnolia Landing Lane Fountain	\$ 2,209.59
2123 Pigeon Plum Way Fountain	\$ 576.12
0 Magnolia Lane Fountain 1	\$ 282.38
0 Magnolia Lane Fountain 2	\$ 289.95
0 Magnolia Lane Fountain 3	\$ 281.14
0 Magnolia Lane Fountain 4	\$ 285.96
0 Magnolia Lane Fountain 5	\$ 307.38
0 Submerged #Lk 982	\$ 291.85
0 Right of Way #Lk 176	\$ 279.77
0 Right of Way #Lk 175	\$ 516.90
0 Camino Torcido Loop LK 981	\$ 274.97
0 Camino Torcido Loop LK 977	\$ 60.22
0 Magnolia Landings #LK 159	\$ 115.46
0 Submerged #LK 161	\$ 87.84
0 Right of Way #LK 151	\$ 71.77
TOTAL	\$ 6,004.39
Total Bill	\$ 16,257.93
1-53100-4307	\$ 10,253.54
1-53100-4301	\$ 6,004.39

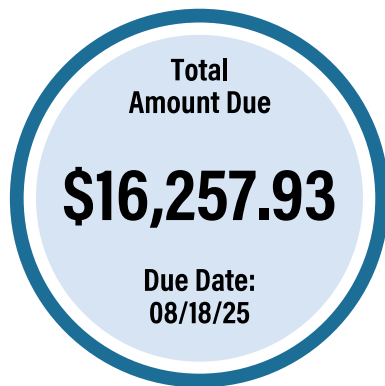


Visit us online at www.lcec.net
 Phone: (239) 656-2300
 Toll Free: 1-800-599-2356

Important Messages

Ordering a surgeSENSE device from LCEC is now easier than ever through lcec.net and SmarHub! Visit the surgeSENSE page on lcec.net or access the Programs menu option on SmarHub.

If an outage occurs, members can visit lcec.net to view the LCEC Outage Map. This map is intended to keep members informed about outages by zip code, region, or county.



Customer Name

CFM COMMUNITY
DEVELOPMENT DISTRICT

Account #

6571809552

Billing Date:

07/28/2025

Current Bill Due Date:

08/18/2025

Previous Balance

\$16,393.53

Payment - 07/07/25

-\$16,393.53

Current Charges Due 08/18/25

\$16,257.93

If Current Charges Not Paid By Due Date:

Late Charge Applied 08/24/2025

Disconnect Notice Mailed 08/28/2025

Next Bill Date 08/26/2025



Service Address: 20091 FIDDLEWOOD AVE(P 1), NORTH FORT MYERS, 33917

Service Location: 1000000591

Service Dates: 06/22/25 - 07/22/25

Current Service Detail

Light Energy Charge	\$6.74
150 watt HPS	\$14.17
13' Decorative Pole	\$29.71
Power Cost Adjustment 69 kWh @ 0.00880	\$0.61

Subtotal Current Charges \$51.23

Taxes and Fees

Franchise Fee Lee County

\$2.42

Florida Gross Receipts Tax

\$0.25

Subtotal Taxes and Fees

\$2.67

Total Current Charges

\$53.90



Do not mail payments to this address.
 Use Tampa address on bill stub.

Post Office Box 3455
North Fort Myers,
FL 33918-3455

Account Number	6571809552
Current Charges Due 08/18/25	\$16,257.93
Total Amount Due	\$16,257.93

Checks must be in U.S. funds and drawn on a U.S. bank.

PAY YOUR BILL 24/7

ONLINE: Check or credit/debit card at www.lcec.net or download the mobile app.

PHONE: (239) 656-2300 or (800) 599-2356



4 5058

CFM COMMUNITY DEVELOPMENT DISTRICT
 3434 COLWELL AVE SUITE 200
 TAMPA FL 33614-0000

LCEC PAYMENT PROCESSING

PO BOX 31477

TAMPA, FL 33631-3477

14



110136571809552000000000001625793001625793072820258

Explanation of Charges

Public Service Tax: A tax assessed by a municipality when applicable. All monies collected are paid to the municipality. Also referred to as municipal tax.

Franchise Fee: A fee paid to the applicable city/county for the right or privilege to utilize the public property of the city/county for the purpose of supplying electric service. All monies collected are paid to the city/county.

County Tax: A discretionary sales surtax imposed by individual Florida counties. This tax is remitted to the State of Florida and then distributed to the counties where the surtax is levied.

Sales Tax: A tax levied by the State of Florida, when applicable, at the current rate. This tax is remitted to the state in accordance with state laws.

Gross Receipts Tax: A tax that is levied by the State of Florida on LCEC's total gross receipts and remitted to the State in accordance with applicable laws.

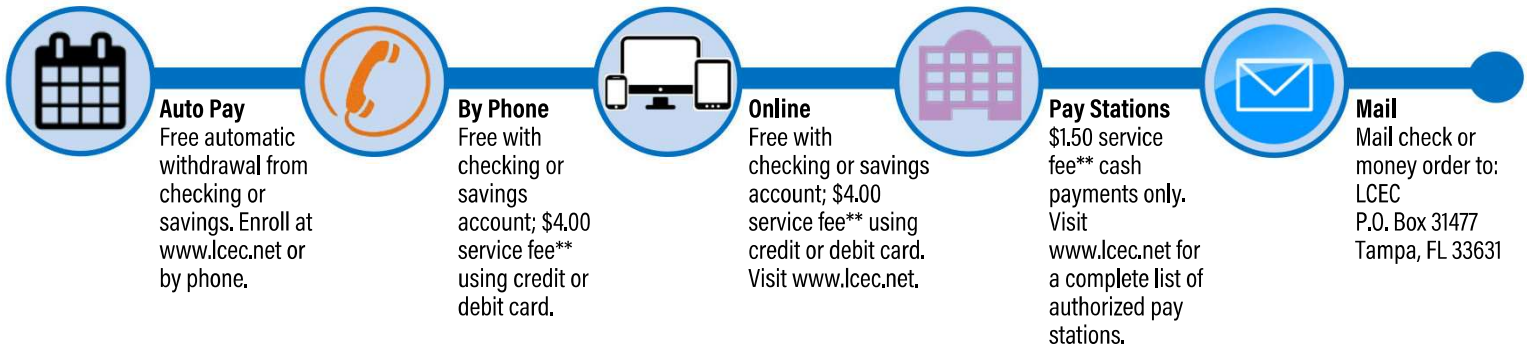
Power Cost Adjustment: This charge reflects the difference between the actual cost of purchased power from the wholesale supplier and the base wholesale cost of power included in the energy charge.



Several factors may result in a higher summer electric bill

- **Warmer temperatures outside mean the AC works harder to cool inside.** Maintaining the thermostat at 78 degrees or higher and regularly replacing air filters will help conserve energy.
- **No two households use energy the same way.** Factors such as home size, AC and appliance age, number of people at home for extended time, a swimming pool or hot tub, and other variables can contribute to usage.
- **Monthly billing cycles differ based on the number of days in a month.** Check the days billed and the kWh used in a billing cycle.

LCEC offers online tools like Calc-U-Saver and SmartHub usage tracking to help manage your electric bill as much as possible. Visit www.lcec.net for more information.



** All service fees are collected by third-party vendors. LCEC receives no portion of these service fees. Please visit www.lcec.net for more information about fees.

Thank you for being a member!

☐ Mailing Address or Phone Number Changes

Please call us for all other service change requests.

☐ Permanent ☐ Temporary (from ___/___/___ to ___/___/___)

Mailing Address _____

City _____ State _____ Zip _____

Email _____

Home Phone _____ Cell Phone _____

☐ Comments

Service Address: 20091 FIDDLEWOOD AVE (16), NORTH FORT MYERS, 33917
Service Location: 1000012673

Service Dates: 06/22/25 - 07/22/25

Current Service Detail	
Light Energy Charge	\$6.74
150 watt HPS	\$14.17
13' Decorative Pole	\$29.71
Power Cost Adjustment	69 kWh @ 0.00880 \$0.61
Subtotal Current Charges	\$51.23
Taxes and Fees	
Franchise Fee Lee County	\$2.42
Florida Gross Receipts Tax	\$0.25
Subtotal Taxes and Fees	\$2.67
Total Current Charges	\$53.90

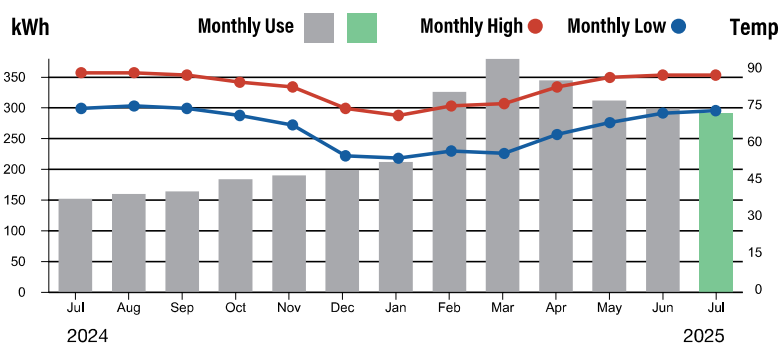
Service Address: 20091 FIDDLEWOOD AVE (14), NORTH FORT MYERS, 33917
Service Location: 1000049748

Service Dates: 06/22/25 - 07/22/25

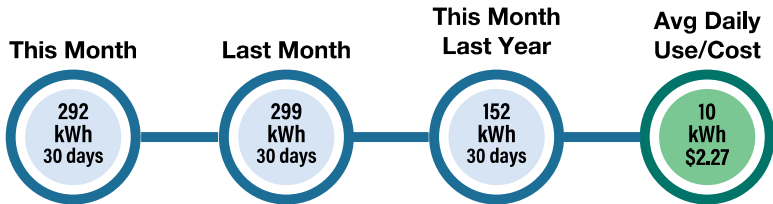
Current Service Detail	
Light Energy Charge	\$6.74
150 watt HPS	\$14.17
13' Decorative Pole	\$29.71
Power Cost Adjustment	69 kWh @ 0.00880 \$0.61
Subtotal Current Charges	\$51.23
Taxes and Fees	
Franchise Fee Lee County	\$2.42
Florida Gross Receipts Tax	\$0.25
Subtotal Taxes and Fees	\$2.67
Total Current Charges	\$53.90

Service Address: 20200 N TAMIAMI TRL # FOUNTAIN, NORTH FORT MYERS, 33903
Service Location: 1000052931

Rate Schedule Description	Meter No.	Reading Dates		Readings		Multiplier	kWh Usage
		From	To	Previous	Present		
GS NODEM 3PH	11997467	06/22/25	07/22/25	25340	25632	1	292



Current Service Detail	
Customer Charge	\$29.50
Energy Charge-Electric	292 kWh @ 0.12300 \$35.92
Power Cost Adjustment	292 kWh @ 0.00880 \$2.57
Subtotal Current Charges	\$67.99
Taxes and Fees	
Franchise Fee Lee County	\$3.28
Florida Gross Receipts Tax	\$1.82
Subtotal Taxes and Fees	\$5.10
Total Current Charges	\$73.09



Service Address: MAGNOLIA LANDING LN & PARK, NORTH FORT MYERS, 33917
 Service Location: 1000085908

Service Dates: 06/22/25 - 07/22/25

Current Service Detail	
Light Energy Charge	\$1.76
100 watt LED	\$29.68
13' Decorative Pole	\$29.71
Power Cost Adjustment 46 kWh @ 0.00880	\$0.40
Subtotal Current Charges	\$61.55
Taxes and Fees	
Franchise Fee Lee County	\$2.90
Florida Gross Receipts Tax	\$0.13
Subtotal Taxes and Fees	\$3.03
Total Current Charges	\$64.58

Service Address: MAGNOLIA LANDING LN & PARK, NORTH FORT MYERS, 33917
 Service Location: 1000085909

Service Dates: 06/22/25 - 07/22/25

Current Service Detail	
Light Energy Charge	\$1.76
100 watt LED	\$29.68
13' Decorative Pole	\$29.71
Power Cost Adjustment 46 kWh @ 0.00880	\$0.40
Subtotal Current Charges	\$61.55
Taxes and Fees	
Franchise Fee Lee County	\$2.90
Florida Gross Receipts Tax	\$0.13
Subtotal Taxes and Fees	\$3.03
Total Current Charges	\$64.58

Service Address: 3501 AVENIDA DEL VERA BLVD, NORTH FORT MYERS, 33917
 Service Location: 1000091001

Service Dates: 06/22/25 - 07/22/25

Current Service Detail	
Light Energy Charge	\$1.35
55 LED	\$10.22
Power Cost Adjustment 20 kWh @ 0.00880	\$0.18
Subtotal Current Charges	\$11.75
Taxes and Fees	
Franchise Fee Lee County	\$0.55
Florida Gross Receipts Tax	\$0.05
Subtotal Taxes and Fees	\$0.60
Total Current Charges	\$12.35

Service Address: 3501 AVENIDA DEL VERA BLVD, NORTH FORT MYERS, 33917
 Service Location: 1000091002

Service Dates: 06/22/25 - 07/22/25

Current Service Detail	
Light Energy Charge	\$1.35
55 LED	\$10.22
Power Cost Adjustment 20 kWh @ 0.00880	\$0.18
Subtotal Current Charges	\$11.75
Taxes and Fees	
Franchise Fee Lee County	\$0.55
Florida Gross Receipts Tax	\$0.05
Subtotal Taxes and Fees	\$0.60
Total Current Charges	\$12.35

Service Address: MAGNOLIA LANDING LN, NORTH FORT MYERS, 33917
Service Location: 1000111790

Service Dates: 06/22/25 - 07/22/25

Current Service Detail	
Light Energy Charge	\$6.74
150 watt HPS	\$14.17
13' Decorative Pole	\$29.71
Power Cost Adjustment 69 kWh @ 0.00880	\$0.61
Subtotal Current Charges	\$51.23
Taxes and Fees	
Franchise Fee Lee County	\$2.42
Florida Gross Receipts Tax	\$0.25
Subtotal Taxes and Fees	\$2.67
Total Current Charges	\$53.90

Service Address: MAGNOLIA LANDING LN, NORTH FORT MYERS, 33917
Service Location: 1000111791

Service Dates: 06/22/25 - 07/22/25

Current Service Detail	
Light Energy Charge	\$6.74
150 watt HPS	\$14.17
13' Decorative Pole	\$29.71
Power Cost Adjustment 69 kWh @ 0.00880	\$0.61
Subtotal Current Charges	\$51.23
Taxes and Fees	
Franchise Fee Lee County	\$2.42
Florida Gross Receipts Tax	\$0.25
Subtotal Taxes and Fees	\$2.67
Total Current Charges	\$53.90

Service Address: MAGNOLIA LANDING LN, NORTH FORT MYERS, 33917
Service Location: 1000111792

Service Dates: 06/22/25 - 07/22/25

Current Service Detail	
Light Energy Charge	\$6.74
150 watt HPS	\$14.17
13' Decorative Pole	\$29.71
Power Cost Adjustment 69 kWh @ 0.00880	\$0.61
Subtotal Current Charges	\$51.23
Taxes and Fees	
Franchise Fee Lee County	\$2.42
Florida Gross Receipts Tax	\$0.25
Subtotal Taxes and Fees	\$2.67
Total Current Charges	\$53.90

Service Address: MAGNOLIA LANDING LN, NORTH FORT MYERS, 33917
Service Location: 1000111793

Service Dates: 06/22/25 - 07/22/25

Current Service Detail	
Light Energy Charge	\$6.74
150 watt HPS	\$14.17
13' Decorative Pole	\$29.71
Power Cost Adjustment 69 kWh @ 0.00880	\$0.61
Subtotal Current Charges	\$51.23
Taxes and Fees	
Franchise Fee Lee County	\$2.42
Florida Gross Receipts Tax	\$0.25
Subtotal Taxes and Fees	\$2.67
Total Current Charges	\$53.90



Service Address: 20091 FIDDLEWOOD AVE (13), NORTH FORT MYERS, 33917
 Service Location: 1000138005

Service Dates: 06/22/25 - 07/22/25

Current Service Detail	
Light Energy Charge	\$6.74
150 watt HPS	\$14.17
13' Decorative Pole	\$29.71
Power Cost Adjustment 69 kWh @ 0.00880	\$0.61
Subtotal Current Charges	\$51.23
Taxes and Fees	
Franchise Fee Lee County	\$2.42
Florida Gross Receipts Tax	\$0.25
Subtotal Taxes and Fees	\$2.67
Total Current Charges	\$53.90

Service Address: 20091 FIDDLEWOOD AVE (11), NORTH FORT MYERS, 33917
 Service Location: 1000154463

Service Dates: 06/22/25 - 07/22/25

Current Service Detail	
Light Energy Charge	\$6.74
150 watt HPS	\$14.17
13' Decorative Pole	\$29.71
Power Cost Adjustment 69 kWh @ 0.00880	\$0.61
Subtotal Current Charges	\$51.23
Taxes and Fees	
Franchise Fee Lee County	\$2.42
Florida Gross Receipts Tax	\$0.25
Subtotal Taxes and Fees	\$2.67
Total Current Charges	\$53.90

Service Address: MAGNOLIA LANDINGS 3 PHASE (C2), NORTH FORT MYERS, 33917
 Service Location: 1000163370

Service Dates: 06/22/25 - 07/22/25

Current Service Detail	
Light Energy Charge	\$6.74
150 watt HPS	\$14.17
13' Decorative Pole	\$29.71
Power Cost Adjustment 69 kWh @ 0.00880	\$0.61
Subtotal Current Charges	\$51.23
Taxes and Fees	
Franchise Fee Lee County	\$2.42
Florida Gross Receipts Tax	\$0.25
Subtotal Taxes and Fees	\$2.67
Total Current Charges	\$53.90

Service Address: MAGNOLIA LANDINGS 3 PHASE (P), NORTH FORT MYERS, 33917
 Service Location: 1000163371

Service Dates: 06/22/25 - 07/22/25

Current Service Detail	
Light Energy Charge	\$6.74
150 watt HPS	\$14.17
13' Decorative Pole	\$29.71
Power Cost Adjustment 69 kWh @ 0.00880	\$0.61
Subtotal Current Charges	\$51.23
Taxes and Fees	
Franchise Fee Lee County	\$2.42
Florida Gross Receipts Tax	\$0.25
Subtotal Taxes and Fees	\$2.67
Total Current Charges	\$53.90

Service Address: MAGNOLIA LANDINGS 3 PHASE (C3), NORTH FORT MYERS, 33917
Service Location: 1000163372

Service Dates: 06/22/25 - 07/22/25

Current Service Detail	
Light Energy Charge	\$6.74
150 watt HPS	\$14.17
13' Decorative Pole	\$29.71
Power Cost Adjustment 69 kWh @ 0.00880	\$0.61
Subtotal Current Charges	\$51.23
Taxes and Fees	
Franchise Fee Lee County	\$2.42
Florida Gross Receipts Tax	\$0.25
Subtotal Taxes and Fees	\$2.67
Total Current Charges	\$53.90

Service Address: MAGNOLIA LANDINGS 3 PHASE (C4), NORTH FORT MYERS, 33917
Service Location: 1000163373

Service Dates: 06/22/25 - 07/22/25

Current Service Detail	
Light Energy Charge	\$6.74
150 watt HPS	\$14.17
13' Decorative Pole	\$29.71
Power Cost Adjustment 69 kWh @ 0.00880	\$0.61
Subtotal Current Charges	\$51.23
Taxes and Fees	
Franchise Fee Lee County	\$2.42
Florida Gross Receipts Tax	\$0.25
Subtotal Taxes and Fees	\$2.67
Total Current Charges	\$53.90

Service Address: MAGNOLIA LANDINGS 3 PHASE (C5), NORTH FORT MYERS, 33917
Service Location: 1000163374

Service Dates: 06/22/25 - 07/22/25

Current Service Detail	
Light Energy Charge	\$6.74
150 watt HPS	\$14.17
13' Decorative Pole	\$29.71
Power Cost Adjustment 69 kWh @ 0.00880	\$0.61
Subtotal Current Charges	\$51.23
Taxes and Fees	
Franchise Fee Lee County	\$2.42
Florida Gross Receipts Tax	\$0.25
Subtotal Taxes and Fees	\$2.67
Total Current Charges	\$53.90

Service Address: MAGNOLIA LANDINGS 3 PHASE (C6), NORTH FORT MYERS, 33917
Service Location: 1000163375

Service Dates: 06/22/25 - 07/22/25

Current Service Detail	
Light Energy Charge	\$6.74
150 watt HPS	\$14.17
13' Decorative Pole	\$29.71
Power Cost Adjustment 69 kWh @ 0.00880	\$0.61
Subtotal Current Charges	\$51.23
Taxes and Fees	
Franchise Fee Lee County	\$2.42
Florida Gross Receipts Tax	\$0.25
Subtotal Taxes and Fees	\$2.67
Total Current Charges	\$53.90



Service Address: MAGNOLIA LANDINGS 3 PHASE (C7), NORTH FORT MYERS, 33917
 Service Location: 1000163376

Service Dates: 06/22/25 - 07/22/25

Current Service Detail	
Light Energy Charge	\$6.74
150 watt HPS	\$14.17
13' Decorative Pole	\$29.71
Power Cost Adjustment 69 kWh @ 0.00880	\$0.61
Subtotal Current Charges	\$51.23
Taxes and Fees	
Franchise Fee Lee County	\$2.42
Florida Gross Receipts Tax	\$0.25
Subtotal Taxes and Fees	\$2.67
Total Current Charges	\$53.90

Service Address: MAGNOLIA LANDINGS 3 PHASE (C8), NORTH FORT MYERS, 33917
 Service Location: 1000163377

Service Dates: 06/22/25 - 07/22/25

Current Service Detail	
Light Energy Charge	\$6.74
150 watt HPS	\$14.17
13' Decorative Pole	\$29.71
Power Cost Adjustment 69 kWh @ 0.00880	\$0.61
Subtotal Current Charges	\$51.23
Taxes and Fees	
Franchise Fee Lee County	\$2.42
Florida Gross Receipts Tax	\$0.25
Subtotal Taxes and Fees	\$2.67
Total Current Charges	\$53.90

Service Address: MAGNOLIA LANDINGS 3 PHASE (C9), NORTH FORT MYERS, 33917
 Service Location: 1000163378

Service Dates: 06/22/25 - 07/22/25

Current Service Detail	
Light Energy Charge	\$6.74
150 watt HPS	\$14.17
13' Decorative Pole	\$29.71
Power Cost Adjustment 69 kWh @ 0.00880	\$0.61
Subtotal Current Charges	\$51.23
Taxes and Fees	
Franchise Fee Lee County	\$2.42
Florida Gross Receipts Tax	\$0.25
Subtotal Taxes and Fees	\$2.67
Total Current Charges	\$53.90

Service Address: MAGNOLIA LANDINGS 3 PHASE (C10), NORTH FORT MYERS, 33917
 Service Location: 1000163379

Service Dates: 06/22/25 - 07/22/25

Current Service Detail	
Light Energy Charge	\$6.74
150 watt HPS	\$14.17
13' Decorative Pole	\$29.71
Power Cost Adjustment 69 kWh @ 0.00880	\$0.61
Subtotal Current Charges	\$51.23
Taxes and Fees	
Franchise Fee Lee County	\$2.42
Florida Gross Receipts Tax	\$0.25
Subtotal Taxes and Fees	\$2.67
Total Current Charges	\$53.90

Service Address: MAGNOLIA LANDINGS 3 PHASE (C11), NORTH FORT MYERS, 33917
 Service Location: 1000163380

Service Dates: 06/22/25 - 07/22/25

Current Service Detail	
Light Energy Charge	\$6.74
150 watt HPS	\$14.17
13' Decorative Pole	\$29.71
Power Cost Adjustment 69 kWh @ 0.00880	\$0.61
Subtotal Current Charges	\$51.23
Taxes and Fees	
Franchise Fee Lee County	\$2.42
Florida Gross Receipts Tax	\$0.25
Subtotal Taxes and Fees	\$2.67
Total Current Charges	\$53.90

Service Address: MAGNOLIA LANDINGS 3 PHASE (C12), NORTH FORT MYERS, 33917
 Service Location: 1000163381

Service Dates: 06/22/25 - 07/22/25

Current Service Detail	
Light Energy Charge	\$6.74
150 watt HPS	\$14.17
13' Decorative Pole	\$29.71
Power Cost Adjustment 69 kWh @ 0.00880	\$0.61
Subtotal Current Charges	\$51.23
Taxes and Fees	
Franchise Fee Lee County	\$2.42
Florida Gross Receipts Tax	\$0.25
Subtotal Taxes and Fees	\$2.67
Total Current Charges	\$53.90

Service Address: 3000 MAGNOLIA LANDING LN, NORTH FORT MYERS, 33917
 Service Location: 1000170334

Service Dates: 06/22/25 - 07/22/25

Current Service Detail	
Light Energy Charge	\$1.76
100 watt LED	\$29.68
13' Decorative Pole	\$29.71
Power Cost Adjustment 46 kWh @ 0.00880	\$0.40
Subtotal Current Charges	\$61.55
Taxes and Fees	
Franchise Fee Lee County	\$2.90
Florida Gross Receipts Tax	\$0.13
Subtotal Taxes and Fees	\$3.03
Total Current Charges	\$64.58

Service Address: 3000 MAGNOLIA LANDING LN, NORTH FORT MYERS, 33917
 Service Location: 1000170335

Service Dates: 06/22/25 - 07/22/25

Current Service Detail	
Light Energy Charge	\$1.76
100 watt LED	\$29.68
13' Decorative Pole	\$29.71
Power Cost Adjustment 46 kWh @ 0.00880	\$0.40
Subtotal Current Charges	\$61.55
Taxes and Fees	
Franchise Fee Lee County	\$2.90
Florida Gross Receipts Tax	\$0.13
Subtotal Taxes and Fees	\$3.03
Total Current Charges	\$64.58



Service Address: 3000 MAGNOLIA LANDING LN, NORTH FORT MYERS, 33917
Service Location: 1000170336

Service Dates: 06/22/25 - 07/22/25

Current Service Detail	
Light Energy Charge	\$1.76
100 watt LED	\$29.68
13' Decorative Pole	\$29.71
Power Cost Adjustment	46 kWh @ 0.00880 \$0.40
Subtotal Current Charges	\$61.55
Taxes and Fees	
Franchise Fee Lee County	\$2.90
Florida Gross Receipts Tax	\$0.13
Subtotal Taxes and Fees	\$3.03
Total Current Charges	\$64.58

Service Address: 3000 MAGNOLIA LANDING LN, NORTH FORT MYERS, 33917
Service Location: 1000170337

Service Dates: 06/22/25 - 07/22/25

Current Service Detail	
Light Energy Charge	\$1.76
100 watt LED	\$29.68
13' Decorative Pole	\$29.71
Power Cost Adjustment	46 kWh @ 0.00880 \$0.40
Subtotal Current Charges	\$61.55
Taxes and Fees	
Franchise Fee Lee County	\$2.90
Florida Gross Receipts Tax	\$0.13
Subtotal Taxes and Fees	\$3.03
Total Current Charges	\$64.58

Service Address: 3000 MAGNOLIA LANDING LN, NORTH FORT MYERS, 33917
Service Location: 1000170338

Service Dates: 06/22/25 - 07/22/25

Current Service Detail	
Light Energy Charge	\$6.74
150 watt HPS	\$14.17
13' Decorative Pole	\$29.71
Power Cost Adjustment	69 kWh @ 0.00880 \$0.61
Subtotal Current Charges	\$51.23
Taxes and Fees	
Franchise Fee Lee County	\$2.42
Florida Gross Receipts Tax	\$0.25
Subtotal Taxes and Fees	\$2.67
Total Current Charges	\$53.90

Service Address: 3000 MAGNOLIA LANDING LN, NORTH FORT MYERS, 33917
Service Location: 1000170339

Service Dates: 06/22/25 - 07/22/25

Current Service Detail	
Light Energy Charge	\$6.74
150 watt HPS	\$14.17
13' Decorative Pole	\$29.71
Power Cost Adjustment	69 kWh @ 0.00880 \$0.61
Subtotal Current Charges	\$51.23
Taxes and Fees	
Franchise Fee Lee County	\$2.42
Florida Gross Receipts Tax	\$0.25
Subtotal Taxes and Fees	\$2.67
Total Current Charges	\$53.90

Service Address: 3000 MAGNOLIA LANDING LN, NORTH FORT MYERS, 33917
Service Location: 1000170340

Service Dates: 06/22/25 - 07/22/25

Current Service Detail	
Light Energy Charge	\$6.74
150 watt HPS	\$14.17
13' Decorative Pole	\$29.71
Power Cost Adjustment	69 kWh @ 0.00880 \$0.61
Subtotal Current Charges	\$51.23
Taxes and Fees	
Franchise Fee Lee County	\$2.42
Florida Gross Receipts Tax	\$0.25
Subtotal Taxes and Fees	\$2.67
Total Current Charges	\$53.90

Service Address: 3000 MAGNOLIA LANDING LN, NORTH FORT MYERS, 33917
Service Location: 1000170341

Service Dates: 06/22/25 - 07/22/25

Current Service Detail	
Light Energy Charge	\$1.76
100 watt LED	\$29.68
13' Decorative Pole	\$29.71
Power Cost Adjustment	46 kWh @ 0.00880 \$0.40
Subtotal Current Charges	\$61.55
Taxes and Fees	
Franchise Fee Lee County	\$2.90
Florida Gross Receipts Tax	\$0.13
Subtotal Taxes and Fees	\$3.03
Total Current Charges	\$64.58

Service Address: 3000 MAGNOLIA LANDING LN, NORTH FORT MYERS, 33917
Service Location: 1000170342

Service Dates: 06/22/25 - 07/22/25

Current Service Detail	
Light Energy Charge	\$1.76
100 watt LED	\$29.68
13' Decorative Pole	\$29.71
Power Cost Adjustment	46 kWh @ 0.00880 \$0.40
Subtotal Current Charges	\$61.55
Taxes and Fees	
Franchise Fee Lee County	\$2.90
Florida Gross Receipts Tax	\$0.13
Subtotal Taxes and Fees	\$3.03
Total Current Charges	\$64.58

Service Address: 20091 FIDDLEWOOD AVE (10), NORTH FORT MYERS, 33917
Service Location: 1000172452

Service Dates: 06/22/25 - 07/22/25

Current Service Detail	
Light Energy Charge	\$6.74
150 watt HPS	\$14.17
13' Decorative Pole	\$29.71
Power Cost Adjustment	69 kWh @ 0.00880 \$0.61
Subtotal Current Charges	\$51.23
Taxes and Fees	
Franchise Fee Lee County	\$2.42
Florida Gross Receipts Tax	\$0.25
Subtotal Taxes and Fees	\$2.67
Total Current Charges	\$53.90



Service Address: 20091 FIDDLEWOOD AVE (8), NORTH FORT MYERS, 33917
Service Location: 1000185872

Service Dates: 06/22/25 - 07/22/25

Current Service Detail	
Light Energy Charge	\$6.74
150 watt HPS	\$14.17
13' Decorative Pole	\$29.71
Power Cost Adjustment	69 kWh @ 0.00880 \$0.61
Subtotal Current Charges	\$51.23
Taxes and Fees	
Franchise Fee Lee County	\$2.42
Florida Gross Receipts Tax	\$0.25
Subtotal Taxes and Fees	\$2.67
Total Current Charges	\$53.90

Service Address: 20091 FIDDLEWOOD AVE (7), NORTH FORT MYERS, 33917
Service Location: 1000199422

Service Dates: 06/22/25 - 07/22/25

Current Service Detail	
Light Energy Charge	\$6.74
150 watt HPS	\$14.17
13' Decorative Pole	\$29.71
Power Cost Adjustment	69 kWh @ 0.00880 \$0.61
Subtotal Current Charges	\$51.23
Taxes and Fees	
Franchise Fee Lee County	\$2.42
Florida Gross Receipts Tax	\$0.25
Subtotal Taxes and Fees	\$2.67
Total Current Charges	\$53.90

Service Address: MAGNOLIA LANDING PHASE 2, NORTH FORT MYERS, 33917
Service Location: 1000202746

Service Dates: 06/22/25 - 07/22/25

Current Service Detail	
Light Energy Charge	\$6.74
150 watt HPS	\$14.17
13' Decorative Pole	\$29.71
Power Cost Adjustment	69 kWh @ 0.00880 \$0.61
Subtotal Current Charges	\$51.23
Taxes and Fees	
Franchise Fee Lee County	\$2.42
Florida Gross Receipts Tax	\$0.25
Subtotal Taxes and Fees	\$2.67
Total Current Charges	\$53.90

Service Address: FIDDLEWOOD AVE, NORTH FORT MYERS, 33917
Service Location: 1000210497

Service Dates: 06/22/25 - 07/22/25

Current Service Detail	
Light Energy Charge	\$6.74
150 watt HPS	\$14.17
13' Decorative Pole	\$29.71
Power Cost Adjustment	69 kWh @ 0.00880 \$0.61
Subtotal Current Charges	\$51.23
Taxes and Fees	
Franchise Fee Lee County	\$2.42
Florida Gross Receipts Tax	\$0.25
Subtotal Taxes and Fees	\$2.67
Total Current Charges	\$53.90

Service Address: FIDDLEWOOD AVE, NORTH FORT MYERS, 33917
Service Location: 1000210498

Service Dates: 06/22/25 - 07/22/25

Current Service Detail	
Light Energy Charge	\$6.74
150 watt HPS	\$14.17
13' Decorative Pole	\$29.71
Power Cost Adjustment	69 kWh @ 0.00880 \$0.61
Subtotal Current Charges	\$51.23
Taxes and Fees	
Franchise Fee Lee County	\$2.42
Florida Gross Receipts Tax	\$0.25
Subtotal Taxes and Fees	\$2.67
Total Current Charges	\$53.90

Service Address: FIDDLEWOOD AVE, NORTH FORT MYERS, 33917
Service Location: 1000210499

Service Dates: 06/22/25 - 07/22/25

Current Service Detail	
Light Energy Charge	\$6.74
150 watt HPS	\$14.17
13' Decorative Pole	\$29.71
Power Cost Adjustment	69 kWh @ 0.00880 \$0.61
Subtotal Current Charges	\$51.23
Taxes and Fees	
Franchise Fee Lee County	\$2.42
Florida Gross Receipts Tax	\$0.25
Subtotal Taxes and Fees	\$2.67
Total Current Charges	\$53.90

Service Address: FIDDLEWOOD AVE, NORTH FORT MYERS, 33917
Service Location: 1000210500

Service Dates: 06/22/25 - 07/22/25

Current Service Detail	
Light Energy Charge	\$6.74
150 watt HPS	\$14.17
13' Decorative Pole	\$29.71
Power Cost Adjustment	69 kWh @ 0.00880 \$0.61
Subtotal Current Charges	\$51.23
Taxes and Fees	
Franchise Fee Lee County	\$2.42
Florida Gross Receipts Tax	\$0.25
Subtotal Taxes and Fees	\$2.67
Total Current Charges	\$53.90

Service Address: 20091 FIDDLEWOOD AVE (6), NORTH FORT MYERS, 33917
Service Location: 1000211595

Service Dates: 06/22/25 - 07/22/25

Current Service Detail	
Light Energy Charge	\$6.74
150 watt HPS	\$14.17
13' Decorative Pole	\$29.71
Power Cost Adjustment	69 kWh @ 0.00880 \$0.61
Subtotal Current Charges	\$51.23
Taxes and Fees	
Franchise Fee Lee County	\$2.42
Florida Gross Receipts Tax	\$0.25
Subtotal Taxes and Fees	\$2.67
Total Current Charges	\$53.90



Service Address: MAGNOLIA LANDING LN & LONG POND RD, NORTH FORT MYERS, 33917
Service Location: 1000217219

Service Dates: 06/22/25 - 07/22/25

Current Service Detail	
Light Energy Charge	\$6.74
150 watt HPS	\$14.17
13' Decorative Pole	\$29.71
Power Cost Adjustment	69 kWh @ 0.00880 \$0.61
Subtotal Current Charges	\$51.23
Taxes and Fees	
Franchise Fee Lee County	\$2.42
Florida Gross Receipts Tax	\$0.25
Subtotal Taxes and Fees	\$2.67
Total Current Charges	\$53.90

Service Address: MAGNOLIA LANDING LN & LONG POND RD, NORTH FORT MYERS, 33917
Service Location: 1000217220

Service Dates: 06/22/25 - 07/22/25

Current Service Detail	
Light Energy Charge	\$1.76
100 watt LED	\$29.68
13' Decorative Pole	\$29.71
Power Cost Adjustment	46 kWh @ 0.00880 \$0.40
Subtotal Current Charges	\$61.55
Taxes and Fees	
Franchise Fee Lee County	\$2.90
Florida Gross Receipts Tax	\$0.13
Subtotal Taxes and Fees	\$3.03
Total Current Charges	\$64.58

Service Address: MAGNOLIA LANDING LN & LONG POND RD, NORTH FORT MYERS, 33917
Service Location: 1000217221

Service Dates: 06/22/25 - 07/22/25

Current Service Detail	
Light Energy Charge	\$1.76
100 watt LED	\$29.68
13' Decorative Pole	\$29.71
Power Cost Adjustment	46 kWh @ 0.00880 \$0.40
Subtotal Current Charges	\$61.55
Taxes and Fees	
Franchise Fee Lee County	\$2.90
Florida Gross Receipts Tax	\$0.13
Subtotal Taxes and Fees	\$3.03
Total Current Charges	\$64.58

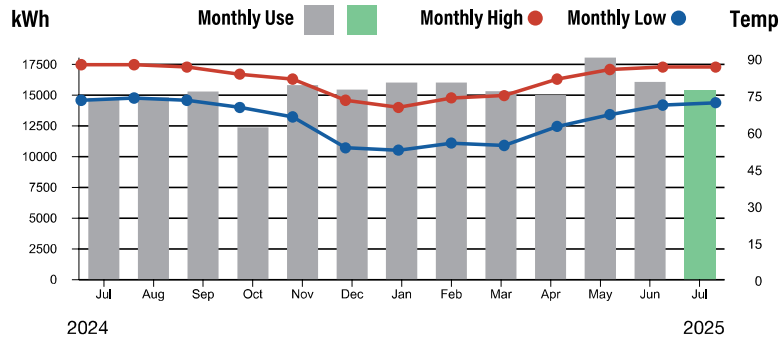
Service Address: MAGNOLIA LANDING LN & LONG POND RD, NORTH FORT MYERS, 33917
Service Location: 1000217222

Service Dates: 06/22/25 - 07/22/25

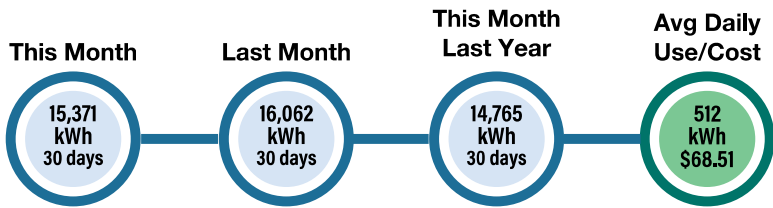
Current Service Detail	
Light Energy Charge	\$1.43
75 watt LED	\$29.68
13' Decorative Pole	\$29.71
Power Cost Adjustment	35 kWh @ 0.00880 \$0.31
Subtotal Current Charges	\$61.13
Taxes and Fees	
Franchise Fee Lee County	\$2.88
Florida Gross Receipts Tax	\$0.12
Subtotal Taxes and Fees	\$3.00
Total Current Charges	\$64.13

Service Address: 3006 MAGNOLIA LANDING LN #FOUNTAIN, NORTH FORT MYERS, 33917
Service Location: 1000224231

Rate Schedule Description	Meter No.	Reading Dates		Readings		Multiplier	kWh Usage
		From	To	Previous	Present		
GS NODEM 3PH	99232810	06/22/25	07/22/25	20	15391	1	15371



Current Service Detail			
Customer Charge			\$29.50
Energy Charge-Electric	15,371 kWh @ 0.12300		\$1,890.63
Power Cost Adjustment	15,371 kWh @ 0.00880		\$135.26
Subtotal Current Charges			\$2,055.39
Taxes and Fees			
Franchise Fee Lee County			\$99.13
Florida Gross Receipts Tax			\$55.07
Subtotal Taxes and Fees			\$154.20
Total Current Charges			\$2,209.59



Service Address: 3501 AVENIDA DEL VERA BLVD # LIGHTS, NORTH FORT MYERS, 33917
Service Location: 1000240194

Service Dates: 06/22/25 - 07/22/25

Current Service Detail			
Light Energy Charge			\$6.74
150 watt HPS			\$14.17
13' Decorative Pole			\$29.71
Power Cost Adjustment	69 kWh @ 0.00880		\$0.61
Subtotal Current Charges			\$51.23
Taxes and Fees			
Franchise Fee Lee County			\$2.42
Florida Gross Receipts Tax			\$0.25
Subtotal Taxes and Fees			\$2.67
Total Current Charges			\$53.90

Service Address: 3501 AVENIDA DEL VERA BLVD # LIGHTS, NORTH FORT MYERS, 33917
Service Location: 1000240195

Service Dates: 06/22/25 - 07/22/25

Current Service Detail			
Light Energy Charge			\$1.43
75 watt LED			\$29.68
13' Decorative Pole			\$29.71
Power Cost Adjustment	35 kWh @ 0.00880		\$0.31
Subtotal Current Charges			\$61.13
Taxes and Fees			
Franchise Fee Lee County			\$2.88
Florida Gross Receipts Tax			\$0.12
Subtotal Taxes and Fees			\$3.00
Total Current Charges			\$64.13



Service Address: 3501 AVENIDA DEL VERA BLVD # LIGHTS, NORTH FORT MYERS, 33917
Service Location: 1000240196

Service Dates: 06/22/25 - 07/22/25

Current Service Detail	
Light Energy Charge	\$6.74
150 watt HPS	\$14.17
13' Decorative Pole	\$29.71
Power Cost Adjustment	69 kWh @ 0.00880 \$0.61
Subtotal Current Charges	\$51.23
Taxes and Fees	
Franchise Fee Lee County	\$2.42
Florida Gross Receipts Tax	\$0.25
Subtotal Taxes and Fees	\$2.67
Total Current Charges	\$53.90

Service Address: 3501 AVENIDA DEL VERA BLVD # LIGHTS, NORTH FORT MYERS, 33917
Service Location: 1000240197

Service Dates: 06/22/25 - 07/22/25

Current Service Detail	
Light Energy Charge	\$1.43
75 watt LED	\$29.68
13' Decorative Pole	\$29.71
Power Cost Adjustment	35 kWh @ 0.00880 \$0.31
Subtotal Current Charges	\$61.13
Taxes and Fees	
Franchise Fee Lee County	\$2.88
Florida Gross Receipts Tax	\$0.12
Subtotal Taxes and Fees	\$3.00
Total Current Charges	\$64.13

Service Address: 3501 AVENIDA DEL VERA BLVD # LIGHTS, NORTH FORT MYERS, 33917
Service Location: 1000240198

Service Dates: 06/22/25 - 07/22/25

Current Service Detail	
Light Energy Charge	\$6.74
150 watt HPS	\$14.17
13' Decorative Pole	\$29.71
Power Cost Adjustment	69 kWh @ 0.00880 \$0.61
Subtotal Current Charges	\$51.23
Taxes and Fees	
Franchise Fee Lee County	\$2.42
Florida Gross Receipts Tax	\$0.25
Subtotal Taxes and Fees	\$2.67
Total Current Charges	\$53.90

Service Address: 3501 AVENIDA DEL VERA BLVD # LIGHTS, NORTH FORT MYERS, 33917
Service Location: 1000240199

Service Dates: 06/22/25 - 07/22/25

Current Service Detail	
Light Energy Charge	\$1.43
75 watt LED	\$29.68
13' Decorative Pole	\$29.71
Power Cost Adjustment	35 kWh @ 0.00880 \$0.31
Subtotal Current Charges	\$61.13
Taxes and Fees	
Franchise Fee Lee County	\$2.88
Florida Gross Receipts Tax	\$0.12
Subtotal Taxes and Fees	\$3.00
Total Current Charges	\$64.13

Service Address: 3501 AVENIDA DEL VERA BLVD # LIGHTS, NORTH FORT MYERS, 33917
Service Location: 1000240200

Service Dates: 06/22/25 - 07/22/25

Current Service Detail	
Light Energy Charge	\$6.74
150 watt HPS	\$14.17
13' Decorative Pole	\$29.71
Power Cost Adjustment	69 kWh @ 0.00880 \$0.61
Subtotal Current Charges	\$51.23
Taxes and Fees	
Franchise Fee Lee County	\$2.42
Florida Gross Receipts Tax	\$0.25
Subtotal Taxes and Fees	\$2.67
Total Current Charges	\$53.90

Service Address: 3501 AVENIDA DEL VERA BLVD # LIGHTS, NORTH FORT MYERS, 33917
Service Location: 1000240201

Service Dates: 06/22/25 - 07/22/25

Current Service Detail	
Light Energy Charge	\$1.76
100 watt LED	\$29.68
13' Decorative Pole	\$29.71
Power Cost Adjustment	46 kWh @ 0.00880 \$0.40
Subtotal Current Charges	\$61.55
Taxes and Fees	
Franchise Fee Lee County	\$2.90
Florida Gross Receipts Tax	\$0.13
Subtotal Taxes and Fees	\$3.03
Total Current Charges	\$64.58

Service Address: 3501 AVENIDA DEL VERA BLVD # LIGHTS, NORTH FORT MYERS, 33917
Service Location: 1000240202

Service Dates: 06/22/25 - 07/22/25

Current Service Detail	
Light Energy Charge	\$6.74
150 watt HPS	\$14.17
13' Decorative Pole	\$29.71
Power Cost Adjustment	69 kWh @ 0.00880 \$0.61
Subtotal Current Charges	\$51.23
Taxes and Fees	
Franchise Fee Lee County	\$2.42
Florida Gross Receipts Tax	\$0.25
Subtotal Taxes and Fees	\$2.67
Total Current Charges	\$53.90

Service Address: 3501 AVENIDA DEL VERA BLVD # LIGHTS, NORTH FORT MYERS, 33917
Service Location: 1000240203

Service Dates: 06/22/25 - 07/22/25

Current Service Detail	
Light Energy Charge	\$1.76
100 watt LED	\$29.68
13' Decorative Pole	\$29.71
Power Cost Adjustment	46 kWh @ 0.00880 \$0.40
Subtotal Current Charges	\$61.55
Taxes and Fees	
Franchise Fee Lee County	\$2.90
Florida Gross Receipts Tax	\$0.13
Subtotal Taxes and Fees	\$3.03
Total Current Charges	\$64.58



Service Address: 3501 AVENIDA DEL VERA BLVD # LIGHTS, NORTH FORT MYERS, 33917
Service Location: 1000240204

Service Dates: 06/22/25 - 07/22/25

Current Service Detail	
Light Energy Charge	\$1.76
100 watt LED	\$29.68
13' Decorative Pole	\$29.71
Power Cost Adjustment	46 kWh @ 0.00880 \$0.40
Subtotal Current Charges	\$61.55
Taxes and Fees	
Franchise Fee Lee County	\$2.90
Florida Gross Receipts Tax	\$0.13
Subtotal Taxes and Fees	\$3.03
Total Current Charges	\$64.58

Service Address: 3501 AVENIDA DEL VERA BLVD # LIGHTS, NORTH FORT MYERS, 33917
Service Location: 1000240205

Service Dates: 06/22/25 - 07/22/25

Current Service Detail	
Light Energy Charge	\$1.76
100 watt LED	\$29.68
13' Decorative Pole	\$29.71
Power Cost Adjustment	46 kWh @ 0.00880 \$0.40
Subtotal Current Charges	\$61.55
Taxes and Fees	
Franchise Fee Lee County	\$2.90
Florida Gross Receipts Tax	\$0.13
Subtotal Taxes and Fees	\$3.03
Total Current Charges	\$64.58

Service Address: 3501 AVENIDA DEL VERA BLVD # LIGHTS, NORTH FORT MYERS, 33917
Service Location: 1000240206

Service Dates: 06/22/25 - 07/22/25

Current Service Detail	
Light Energy Charge	\$1.76
100 watt LED	\$29.68
13' Decorative Pole	\$29.71
Power Cost Adjustment	46 kWh @ 0.00880 \$0.40
Subtotal Current Charges	\$61.55
Taxes and Fees	
Franchise Fee Lee County	\$2.90
Florida Gross Receipts Tax	\$0.13
Subtotal Taxes and Fees	\$3.03
Total Current Charges	\$64.58

Service Address: 3501 AVENIDA DEL VERA BLVD # LIGHTS, NORTH FORT MYERS, 33917
Service Location: 1000240207

Service Dates: 06/22/25 - 07/22/25

Current Service Detail	
Light Energy Charge	\$6.74
150 watt HPS	\$14.17
13' Decorative Pole	\$29.71
Power Cost Adjustment	69 kWh @ 0.00880 \$0.61
Subtotal Current Charges	\$51.23
Taxes and Fees	
Franchise Fee Lee County	\$2.42
Florida Gross Receipts Tax	\$0.25
Subtotal Taxes and Fees	\$2.67
Total Current Charges	\$53.90

Service Address: 3501 AVENIDA DEL VERA BLVD # LIGHTS, NORTH FORT MYERS, 33917
Service Location: 1000240208

Service Dates: 06/22/25 - 07/22/25

Current Service Detail	
Light Energy Charge	\$6.74
150 watt HPS	\$14.17
13' Decorative Pole	\$29.71
Power Cost Adjustment	69 kWh @ 0.00880 \$0.61
Subtotal Current Charges	\$51.23
Taxes and Fees	
Franchise Fee Lee County	\$2.42
Florida Gross Receipts Tax	\$0.25
Subtotal Taxes and Fees	\$2.67
Total Current Charges	\$53.90

Service Address: 3501 AVENIDA DEL VERA BLVD # LIGHTS, NORTH FORT MYERS, 33917
Service Location: 1000240209

Service Dates: 06/22/25 - 07/22/25

Current Service Detail	
Light Energy Charge	\$6.74
150 watt HPS	\$14.17
13' Decorative Pole	\$29.71
Power Cost Adjustment	69 kWh @ 0.00880 \$0.61
Subtotal Current Charges	\$51.23
Taxes and Fees	
Franchise Fee Lee County	\$2.42
Florida Gross Receipts Tax	\$0.25
Subtotal Taxes and Fees	\$2.67
Total Current Charges	\$53.90

Service Address: 3501 AVENIDA DEL VERA BLVD # LIGHTS, NORTH FORT MYERS, 33917
Service Location: 1000240210

Service Dates: 06/22/25 - 07/22/25

Current Service Detail	
Light Energy Charge	\$1.76
100 watt LED	\$29.68
13' Decorative Pole	\$29.71
Power Cost Adjustment	46 kWh @ 0.00880 \$0.40
Subtotal Current Charges	\$61.55
Taxes and Fees	
Franchise Fee Lee County	\$2.90
Florida Gross Receipts Tax	\$0.13
Subtotal Taxes and Fees	\$3.03
Total Current Charges	\$64.58

Service Address: 3501 AVENIDA DEL VERA BLVD # LIGHTS, NORTH FORT MYERS, 33917
Service Location: 1000240211

Service Dates: 06/22/25 - 07/22/25

Current Service Detail	
Light Energy Charge	\$6.74
150 watt HPS	\$14.17
13' Decorative Pole	\$29.71
Power Cost Adjustment	69 kWh @ 0.00880 \$0.61
Subtotal Current Charges	\$51.23
Taxes and Fees	
Franchise Fee Lee County	\$2.42
Florida Gross Receipts Tax	\$0.25
Subtotal Taxes and Fees	\$2.67
Total Current Charges	\$53.90



Service Address: 3501 AVENIDA DEL VERA BLVD # LIGHTS, NORTH FORT MYERS, 33917
Service Location: 1000240212

Service Dates: 06/22/25 - 07/22/25

Current Service Detail	
Light Energy Charge	\$1.76
100 watt LED	\$29.68
13' Decorative Pole	\$29.71
Power Cost Adjustment	46 kWh @ 0.00880 \$0.40
UG Conductor .01FT	\$2.95
Subtotal Current Charges	\$64.50
Taxes and Fees	
Franchise Fee Lee County	\$3.04
Florida Gross Receipts Tax	\$0.13
Subtotal Taxes and Fees	\$3.17
Total Current Charges	\$67.67

Service Address: 3501 AVENIDA DEL VERA BLVD # LIGHTS, NORTH FORT MYERS, 33917
Service Location: 1000240213

Service Dates: 06/22/25 - 07/22/25

Current Service Detail	
Light Energy Charge	\$6.74
150 watt HPS	\$14.17
13' Decorative Pole	\$29.71
Power Cost Adjustment	69 kWh @ 0.00880 \$0.61
Subtotal Current Charges	\$51.23
Taxes and Fees	
Franchise Fee Lee County	\$2.42
Florida Gross Receipts Tax	\$0.25
Subtotal Taxes and Fees	\$2.67
Total Current Charges	\$53.90

Service Address: 3501 AVENIDA DEL VERA BLVD # LIGHTS, NORTH FORT MYERS, 33917
Service Location: 1000240214

Service Dates: 06/22/25 - 07/22/25

Current Service Detail	
Light Energy Charge	\$6.74
150 watt HPS	\$14.17
13' Decorative Pole	\$29.71
Power Cost Adjustment	69 kWh @ 0.00880 \$0.61
Subtotal Current Charges	\$51.23
Taxes and Fees	
Franchise Fee Lee County	\$2.42
Florida Gross Receipts Tax	\$0.25
Subtotal Taxes and Fees	\$2.67
Total Current Charges	\$53.90

Service Address: 3501 AVENIDA DEL VERA BLVD # LIGHTS, NORTH FORT MYERS, 33917
Service Location: 1000240215

Service Dates: 06/22/25 - 07/22/25

Current Service Detail	
Light Energy Charge	\$1.76
100 watt LED	\$29.68
13' Decorative Pole	\$29.71
Power Cost Adjustment	46 kWh @ 0.00880 \$0.40
Subtotal Current Charges	\$61.55
Taxes and Fees	
Franchise Fee Lee County	\$2.90
Florida Gross Receipts Tax	\$0.13
Subtotal Taxes and Fees	\$3.03
Total Current Charges	\$64.58

Service Address: 3501 AVENIDA DEL VERA BLVD # LIGHTS, NORTH FORT MYERS, 33917
Service Location: 1000240216

Service Dates: 06/22/25 - 07/22/25

Current Service Detail	
Light Energy Charge	\$6.74
150 watt HPS	\$14.17
13' Decorative Pole	\$29.71
Power Cost Adjustment	69 kWh @ 0.00880 \$0.61
Subtotal Current Charges	\$51.23
Taxes and Fees	
Franchise Fee Lee County	\$2.42
Florida Gross Receipts Tax	\$0.25
Subtotal Taxes and Fees	\$2.67
Total Current Charges	\$53.90

Service Address: 3501 AVENIDA DEL VERA BLVD # LIGHTS, NORTH FORT MYERS, 33917
Service Location: 1000240217

Service Dates: 06/22/25 - 07/22/25

Current Service Detail	
Light Energy Charge	\$1.76
100 watt LED	\$29.68
13' Decorative Pole	\$29.71
Power Cost Adjustment	46 kWh @ 0.00880 \$0.40
Subtotal Current Charges	\$61.55
Taxes and Fees	
Franchise Fee Lee County	\$2.90
Florida Gross Receipts Tax	\$0.13
Subtotal Taxes and Fees	\$3.03
Total Current Charges	\$64.58

Service Address: 3501 AVENIDA DEL VERA BLVD # LIGHTS, NORTH FORT MYERS, 33917
Service Location: 1000240218

Service Dates: 06/22/25 - 07/22/25

Current Service Detail	
Light Energy Charge	\$6.74
150 watt HPS	\$14.17
13' Decorative Pole	\$29.71
Power Cost Adjustment	69 kWh @ 0.00880 \$0.61
Subtotal Current Charges	\$51.23
Taxes and Fees	
Franchise Fee Lee County	\$2.42
Florida Gross Receipts Tax	\$0.25
Subtotal Taxes and Fees	\$2.67
Total Current Charges	\$53.90

Service Address: 3501 AVENIDA DEL VERA BLVD # LIGHTS, NORTH FORT MYERS, 33917
Service Location: 1000240219

Service Dates: 06/22/25 - 07/22/25

Current Service Detail	
Light Energy Charge	\$1.76
100 watt LED	\$29.68
13' Decorative Pole	\$29.71
Power Cost Adjustment	46 kWh @ 0.00880 \$0.40
Subtotal Current Charges	\$61.55
Taxes and Fees	
Franchise Fee Lee County	\$2.90
Florida Gross Receipts Tax	\$0.13
Subtotal Taxes and Fees	\$3.03
Total Current Charges	\$64.58



Service Address: 3501 AVENIDA DEL VERA BLVD # LIGHTS, NORTH FORT MYERS, 33917
Service Location: 1000240220

Service Dates: 06/22/25 - 07/22/25

Current Service Detail	
Light Energy Charge	\$6.74
150 watt HPS	\$14.17
13' Decorative Pole	\$29.71
Power Cost Adjustment	69 kWh @ 0.00880 \$0.61
Subtotal Current Charges	\$51.23
Taxes and Fees	
Franchise Fee Lee County	\$2.42
Florida Gross Receipts Tax	\$0.25
Subtotal Taxes and Fees	\$2.67
Total Current Charges	\$53.90

Service Address: 20091 FIDDLEWOOD AVE (5), NORTH FORT MYERS, 33917
Service Location: 1000241014

Service Dates: 06/22/25 - 07/22/25

Current Service Detail	
Light Energy Charge	\$6.74
150 watt HPS	\$14.17
13' Decorative Pole	\$29.71
Power Cost Adjustment	69 kWh @ 0.00880 \$0.61
Subtotal Current Charges	\$51.23
Taxes and Fees	
Franchise Fee Lee County	\$2.42
Florida Gross Receipts Tax	\$0.25
Subtotal Taxes and Fees	\$2.67
Total Current Charges	\$53.90

Service Address: 20091 FIDDLEWOOD AVE (4), NORTH FORT MYERS, 33917
Service Location: 1000262357

Service Dates: 06/22/25 - 07/22/25

Current Service Detail	
Light Energy Charge	\$6.74
150 watt HPS	\$14.17
13' Decorative Pole	\$29.71
Power Cost Adjustment	69 kWh @ 0.00880 \$0.61
Subtotal Current Charges	\$51.23
Taxes and Fees	
Franchise Fee Lee County	\$2.42
Florida Gross Receipts Tax	\$0.25
Subtotal Taxes and Fees	\$2.67
Total Current Charges	\$53.90

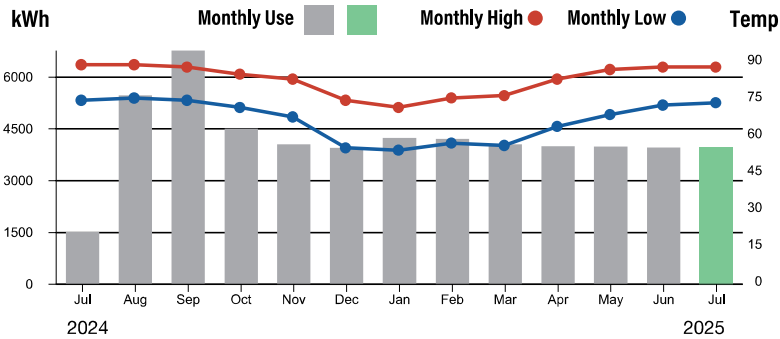
Service Address: 20091 FIDDLEWOOD AVE (2), NORTH FORT MYERS, 33917
Service Location: 1000267462

Service Dates: 06/22/25 - 07/22/25

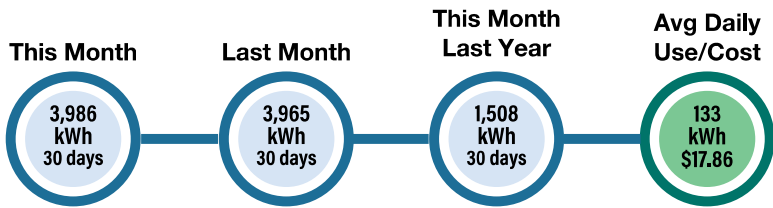
Current Service Detail	
Light Energy Charge	\$1.76
100 watt LED	\$29.68
13' Decorative Pole	\$29.71
Power Cost Adjustment	46 kWh @ 0.00880 \$0.40
Subtotal Current Charges	\$61.55
Taxes and Fees	
Franchise Fee Lee County	\$2.90
Florida Gross Receipts Tax	\$0.13
Subtotal Taxes and Fees	\$3.03
Total Current Charges	\$64.58

Service Address: 2123 PIGEON PLUM WAY #FOUNTAIN, NORTH FORT MYERS, 33917
Service Location: 1000352665

Rate Schedule Description	Meter No.	Reading Dates		Readings		Multiplier	kWh Usage
		From	To	Previous	Present		
GS NODEM 1PH	63229594	06/22/25	07/22/25	97872	1858	1	3986



Current Service Detail		
Customer Charge		\$26.50
Energy Charge-Electric	3,986 kWh @ 0.11900	\$474.33
Power Cost Adjustment	3,986 kWh @ 0.00880	\$35.08
Subtotal Current Charges		\$535.91
Taxes and Fees		
Franchise Fee Lee County		\$25.85
Florida Gross Receipts Tax		\$14.36
Subtotal Taxes and Fees		\$40.21
Total Current Charges		\$576.12



Service Address: MAGNOLIA LANDING PHASE 2 C1, N FORT MYERS, 33917
Service Location: 1000354243

Service Dates: 06/22/25 - 07/22/25

Current Service Detail		
Light Energy Charge		\$6.74
150 watt HPS		\$14.17
13' Decorative Pole		\$29.71
Power Cost Adjustment	69 kWh @ 0.00880	\$0.61
Subtotal Current Charges		\$51.23
Taxes and Fees		
Franchise Fee Lee County		\$2.42
Florida Gross Receipts Tax		\$0.25
Subtotal Taxes and Fees		\$2.67
Total Current Charges		\$53.90

Service Address: MAGNOLIA LANDING PHASE 2 C2, LEHIGH ACRES, 33972
Service Location: 1000354244

Service Dates: 06/22/25 - 07/22/25

Current Service Detail		
Light Energy Charge		\$6.74
150 watt HPS		\$14.17
13' Decorative Pole		\$29.71
Power Cost Adjustment	69 kWh @ 0.00880	\$0.61
Subtotal Current Charges		\$51.23
Taxes and Fees		
Franchise Fee Lee County		\$2.42
Florida Gross Receipts Tax		\$0.25
Subtotal Taxes and Fees		\$2.67
Total Current Charges		\$53.90



Service Address: MAGNOLIA LANDING PHASE 2 C3, N FORT MYERS, 33917
Service Location: 1000354245

Service Dates: 06/22/25 - 07/22/25

Current Service Detail	
Light Energy Charge	\$6.74
150 watt HPS	\$14.17
13' Decorative Pole	\$29.71
Power Cost Adjustment	69 kWh @ 0.00880 \$0.61
Subtotal Current Charges	\$51.23
Taxes and Fees	
Franchise Fee Lee County	\$2.42
Florida Gross Receipts Tax	\$0.25
Subtotal Taxes and Fees	\$2.67
Total Current Charges	\$53.90

Service Address: MAGNOLIA LANDINGS, NORTH FORT MYERS, 33917
Service Location: 1000356918

Service Dates: 06/22/25 - 07/22/25

Current Service Detail	
Light Energy Charge	\$6.74
150 watt HPS	\$14.17
13' Decorative Pole	\$29.71
Power Cost Adjustment	69 kWh @ 0.00880 \$0.61
Subtotal Current Charges	\$51.23
Taxes and Fees	
Franchise Fee Lee County	\$2.42
Florida Gross Receipts Tax	\$0.25
Subtotal Taxes and Fees	\$2.67
Total Current Charges	\$53.90

Service Address: MAGNOLIA LANDINGS C-1, NORTH FORT MYERS, 33917
Service Location: 1000356919

Service Dates: 06/22/25 - 07/22/25

Current Service Detail	
Light Energy Charge	\$6.74
150 watt HPS	\$14.17
13' Decorative Pole	\$29.71
Power Cost Adjustment	69 kWh @ 0.00880 \$0.61
Subtotal Current Charges	\$51.23
Taxes and Fees	
Franchise Fee Lee County	\$2.42
Florida Gross Receipts Tax	\$0.25
Subtotal Taxes and Fees	\$2.67
Total Current Charges	\$53.90

Service Address: MAGNOLIA LANDINGS C-2, NORTH FORT MYERS, 33917
Service Location: 1000356920

Service Dates: 06/22/25 - 07/22/25

Current Service Detail	
Light Energy Charge	\$6.74
150 watt HPS	\$14.17
13' Decorative Pole	\$29.71
Power Cost Adjustment	69 kWh @ 0.00880 \$0.61
Subtotal Current Charges	\$51.23
Taxes and Fees	
Franchise Fee Lee County	\$2.42
Florida Gross Receipts Tax	\$0.25
Subtotal Taxes and Fees	\$2.67
Total Current Charges	\$53.90

Service Address: MAGNOLIA LANDINGS C-3, NORTH FORT MYERS, 33917
Service Location: 1000356921

Service Dates: 06/22/25 - 07/22/25

Current Service Detail	
Light Energy Charge	\$6.74
150 watt HPS	\$14.17
13' Decorative Pole	\$29.71
Power Cost Adjustment	69 kWh @ 0.00880 \$0.61
Subtotal Current Charges	\$51.23
Taxes and Fees	
Franchise Fee Lee County	\$2.42
Florida Gross Receipts Tax	\$0.25
Subtotal Taxes and Fees	\$2.67
Total Current Charges	\$53.90

Service Address: MAGNOLIA LANDINGS C-4, NORTH FORT MYERS, 33917
Service Location: 1000356922

Service Dates: 06/22/25 - 07/22/25

Current Service Detail	
Light Energy Charge	\$6.74
150 watt HPS	\$14.17
13' Decorative Pole	\$29.71
Power Cost Adjustment	69 kWh @ 0.00880 \$0.61
Subtotal Current Charges	\$51.23
Taxes and Fees	
Franchise Fee Lee County	\$2.42
Florida Gross Receipts Tax	\$0.25
Subtotal Taxes and Fees	\$2.67
Total Current Charges	\$53.90

Service Address: MAGNOLIA LANDINGS C-5, NORTH FORT MYERS, 33917
Service Location: 1000356923

Service Dates: 06/22/25 - 07/22/25

Current Service Detail	
Light Energy Charge	\$6.74
150 watt HPS	\$14.17
13' Decorative Pole	\$29.71
Power Cost Adjustment	69 kWh @ 0.00880 \$0.61
Subtotal Current Charges	\$51.23
Taxes and Fees	
Franchise Fee Lee County	\$2.42
Florida Gross Receipts Tax	\$0.25
Subtotal Taxes and Fees	\$2.67
Total Current Charges	\$53.90

Service Address: MAGNOLIA LANDINGS C-6, NORTH FORT MYERS, 33917
Service Location: 1000356925

Service Dates: 06/22/25 - 07/22/25

Current Service Detail	
Light Energy Charge	\$6.74
150 watt HPS	\$14.17
13' Decorative Pole	\$29.71
Power Cost Adjustment	69 kWh @ 0.00880 \$0.61
Subtotal Current Charges	\$51.23
Taxes and Fees	
Franchise Fee Lee County	\$2.42
Florida Gross Receipts Tax	\$0.25
Subtotal Taxes and Fees	\$2.67
Total Current Charges	\$53.90



Service Address: MAGNOLIA LANDINGS C-7, NORTH FORT MYERS, 33917
Service Location: 1000356926

Service Dates: 06/22/25 - 07/22/25

Current Service Detail	
Light Energy Charge	\$6.74
150 watt HPS	\$14.17
13' Decorative Pole	\$29.71
Power Cost Adjustment	69 kWh @ 0.00880 \$0.61
Subtotal Current Charges	\$51.23
Taxes and Fees	
Franchise Fee Lee County	\$2.42
Florida Gross Receipts Tax	\$0.25
Subtotal Taxes and Fees	\$2.67
Total Current Charges	\$53.90

Service Address: MAGNOLIA LANDINGS C-8, NORTH FORT MYERS, 33917
Service Location: 1000356927

Service Dates: 06/22/25 - 07/22/25

Current Service Detail	
Light Energy Charge	\$6.74
150 watt HPS	\$14.17
13' Decorative Pole	\$29.71
Power Cost Adjustment	69 kWh @ 0.00880 \$0.61
Subtotal Current Charges	\$51.23
Taxes and Fees	
Franchise Fee Lee County	\$2.42
Florida Gross Receipts Tax	\$0.25
Subtotal Taxes and Fees	\$2.67
Total Current Charges	\$53.90

Service Address: MAGNOLIA LANDINGS C-9, NORTH FORT MYERS, 33917
Service Location: 1000356928

Service Dates: 06/22/25 - 07/22/25

Current Service Detail	
Light Energy Charge	\$6.74
150 watt HPS	\$14.17
13' Decorative Pole	\$29.71
Power Cost Adjustment	69 kWh @ 0.00880 \$0.61
Subtotal Current Charges	\$51.23
Taxes and Fees	
Franchise Fee Lee County	\$2.42
Florida Gross Receipts Tax	\$0.25
Subtotal Taxes and Fees	\$2.67
Total Current Charges	\$53.90

Service Address: MAGNOLIA LANDINGS C-10, NORTH FORT MYERS, 33917
Service Location: 1000356929

Service Dates: 06/22/25 - 07/22/25

Current Service Detail	
Light Energy Charge	\$6.74
150 watt HPS	\$14.17
13' Decorative Pole	\$29.71
Power Cost Adjustment	69 kWh @ 0.00880 \$0.61
Subtotal Current Charges	\$51.23
Taxes and Fees	
Franchise Fee Lee County	\$2.42
Florida Gross Receipts Tax	\$0.25
Subtotal Taxes and Fees	\$2.67
Total Current Charges	\$53.90

Service Address: MAGNOLIA LANDINGS C-11, NORTH FORT MYERS, 33917
Service Location: 1000356930

Service Dates: 06/22/25 - 07/22/25

Current Service Detail	
Light Energy Charge	\$6.74
150 watt HPS	\$14.17
13' Decorative Pole	\$29.71
Power Cost Adjustment	69 kWh @ 0.00880 \$0.61
Subtotal Current Charges	\$51.23
Taxes and Fees	
Franchise Fee Lee County	\$2.42
Florida Gross Receipts Tax	\$0.25
Subtotal Taxes and Fees	\$2.67
Total Current Charges	\$53.90

Service Address: MAGNOLIA LANDING LN PARCEL B, N FORT MYERS, 33917
Service Location: 1000362169

Service Dates: 06/22/25 - 07/22/25

Current Service Detail	
Light Energy Charge	\$1.76
100 watt LED	\$29.68
13' Decorative Pole	\$29.71
Power Cost Adjustment	46 kWh @ 0.00880 \$0.40
Subtotal Current Charges	\$61.55
Taxes and Fees	
Franchise Fee Lee County	\$2.90
Florida Gross Receipts Tax	\$0.13
Subtotal Taxes and Fees	\$3.03
Total Current Charges	\$64.58

Service Address: MAGNOLIA LANDING LN PARCEL B C-1, N FORT MYERS, 33917
Service Location: 1000362170

Service Dates: 06/22/25 - 07/22/25

Current Service Detail	
Light Energy Charge	\$1.76
100 watt LED	\$29.68
13' Decorative Pole	\$29.71
Power Cost Adjustment	46 kWh @ 0.00880 \$0.40
Subtotal Current Charges	\$61.55
Taxes and Fees	
Franchise Fee Lee County	\$2.90
Florida Gross Receipts Tax	\$0.13
Subtotal Taxes and Fees	\$3.03
Total Current Charges	\$64.58

Service Address: MAGNOLIA LANDING LN PARCEL B C-2, N FORT MYERS, 33917
Service Location: 1000362174

Service Dates: 06/22/25 - 07/22/25

Current Service Detail	
Light Energy Charge	\$1.76
100 watt LED	\$29.68
13' Decorative Pole	\$29.71
Power Cost Adjustment	46 kWh @ 0.00880 \$0.40
Subtotal Current Charges	\$61.55
Taxes and Fees	
Franchise Fee Lee County	\$2.90
Florida Gross Receipts Tax	\$0.13
Subtotal Taxes and Fees	\$3.03
Total Current Charges	\$64.58



Service Address: MAGNOLIA LANDING LN PARCEL B C-3, N FORT MYERS, 33917
Service Location: 1000362176

Service Dates: 06/22/25 - 07/22/25

Current Service Detail	
Light Energy Charge	\$1.76
100 watt LED	\$29.68
13' Decorative Pole	\$29.71
Power Cost Adjustment	46 kWh @ 0.00880 \$0.40
Subtotal Current Charges	\$61.55
Taxes and Fees	
Franchise Fee Lee County	\$2.90
Florida Gross Receipts Tax	\$0.13
Subtotal Taxes and Fees	\$3.03
Total Current Charges	\$64.58

Service Address: MAGNOLIA LANDING LN PARCEL B C-4, N FORT MYERS, 33917
Service Location: 1000362178

Service Dates: 06/22/25 - 07/22/25

Current Service Detail	
Light Energy Charge	\$1.76
100 watt LED	\$29.68
13' Decorative Pole	\$29.71
Power Cost Adjustment	46 kWh @ 0.00880 \$0.40
Subtotal Current Charges	\$61.55
Taxes and Fees	
Franchise Fee Lee County	\$2.90
Florida Gross Receipts Tax	\$0.13
Subtotal Taxes and Fees	\$3.03
Total Current Charges	\$64.58

Service Address: MAGNOLIA LANDING LN PARCEL B C-5, N FORT MYERS, 33917
Service Location: 1000362179

Service Dates: 06/22/25 - 07/22/25

Current Service Detail	
Light Energy Charge	\$1.76
100 watt LED	\$29.68
13' Decorative Pole	\$29.71
Power Cost Adjustment	46 kWh @ 0.00880 \$0.40
Subtotal Current Charges	\$61.55
Taxes and Fees	
Franchise Fee Lee County	\$2.90
Florida Gross Receipts Tax	\$0.13
Subtotal Taxes and Fees	\$3.03
Total Current Charges	\$64.58

Service Address: MAGNOLIA LANDING LN PARCEL B C-6, N FORT MYERS, 33917
Service Location: 1000362181

Service Dates: 06/22/25 - 07/22/25

Current Service Detail	
Light Energy Charge	\$1.76
100 watt LED	\$29.68
13' Decorative Pole	\$29.71
Power Cost Adjustment	46 kWh @ 0.00880 \$0.40
Subtotal Current Charges	\$61.55
Taxes and Fees	
Franchise Fee Lee County	\$2.90
Florida Gross Receipts Tax	\$0.13
Subtotal Taxes and Fees	\$3.03
Total Current Charges	\$64.58

Service Address: MAGNOLIA LANDING LN PARCEL B C-7, N FORT MYERS, 33917
Service Location: 1000362183

Service Dates: 06/22/25 - 07/22/25

Current Service Detail	
Light Energy Charge	\$1.76
100 watt LED	\$29.68
13' Decorative Pole	\$29.71
Power Cost Adjustment	46 kWh @ 0.00880 \$0.40
Subtotal Current Charges	\$61.55
Taxes and Fees	
Franchise Fee Lee County	\$2.90
Florida Gross Receipts Tax	\$0.13
Subtotal Taxes and Fees	\$3.03
Total Current Charges	\$64.58

Service Address: MAGNOLIA LANDING LN PARCEL B C-8, N FORT MYERS, 33917
Service Location: 1000362187

Service Dates: 06/22/25 - 07/22/25

Current Service Detail	
Light Energy Charge	\$1.76
100 watt LED	\$29.68
13' Decorative Pole	\$29.71
Power Cost Adjustment	46 kWh @ 0.00880 \$0.40
Subtotal Current Charges	\$61.55
Taxes and Fees	
Franchise Fee Lee County	\$2.90
Florida Gross Receipts Tax	\$0.13
Subtotal Taxes and Fees	\$3.03
Total Current Charges	\$64.58

Service Address: MAGNOLIA LANDING LN PARCEL B C-9, N FORT MYERS, 33917
Service Location: 1000362189

Service Dates: 06/22/25 - 07/22/25

Current Service Detail	
Light Energy Charge	\$1.76
100 watt LED	\$29.68
13' Decorative Pole	\$29.71
Power Cost Adjustment	46 kWh @ 0.00880 \$0.40
Subtotal Current Charges	\$61.55
Taxes and Fees	
Franchise Fee Lee County	\$2.90
Florida Gross Receipts Tax	\$0.13
Subtotal Taxes and Fees	\$3.03
Total Current Charges	\$64.58

Service Address: MAGNOLIA LANDING LN PARCEL B C-10, N FORT MYERS, 33917
Service Location: 1000362190

Service Dates: 06/22/25 - 07/22/25

Current Service Detail	
Light Energy Charge	\$1.76
100 watt LED	\$29.68
13' Decorative Pole	\$29.71
Power Cost Adjustment	46 kWh @ 0.00880 \$0.40
Subtotal Current Charges	\$61.55
Taxes and Fees	
Franchise Fee Lee County	\$2.90
Florida Gross Receipts Tax	\$0.13
Subtotal Taxes and Fees	\$3.03
Total Current Charges	\$64.58



Service Address: MAGNOLIA LANDING LN PARCEL B C-11, N FORT MYERS, 33917
Service Location: 1000362192

Service Dates: 06/22/25 - 07/22/25

Current Service Detail	
Light Energy Charge	\$1.76
100 watt LED	\$29.68
13' Decorative Pole	\$29.71
Power Cost Adjustment	46 kWh @ 0.00880 \$0.40
Subtotal Current Charges	\$61.55
Taxes and Fees	
Franchise Fee Lee County	\$2.90
Florida Gross Receipts Tax	\$0.13
Subtotal Taxes and Fees	\$3.03
Total Current Charges	\$64.58

Service Address: MAGNOLIA LANDING LN PARCEL B C-12, N FORT MYERS, 33917
Service Location: 1000362193

Service Dates: 06/22/25 - 07/22/25

Current Service Detail	
Light Energy Charge	\$1.76
100 watt LED	\$29.68
13' Decorative Pole	\$29.71
Power Cost Adjustment	46 kWh @ 0.00880 \$0.40
Subtotal Current Charges	\$61.55
Taxes and Fees	
Franchise Fee Lee County	\$2.90
Florida Gross Receipts Tax	\$0.13
Subtotal Taxes and Fees	\$3.03
Total Current Charges	\$64.58

Service Address: MAGNOLIA LANDING LN PARCEL H & I, N FORT MYERS, 33917
Service Location: 1000362198

Service Dates: 06/22/25 - 07/22/25

Current Service Detail	
Light Energy Charge	\$1.76
100 watt LED	\$29.68
13' Decorative Pole	\$29.71
Power Cost Adjustment	46 kWh @ 0.00880 \$0.40
Subtotal Current Charges	\$61.55
Taxes and Fees	
Franchise Fee Lee County	\$2.90
Florida Gross Receipts Tax	\$0.13
Subtotal Taxes and Fees	\$3.03
Total Current Charges	\$64.58

Service Address: MAGNOLIA LANDING LN PARCEL H & I C-1, N FORT MYERS, 33917
Service Location: 1000362199

Service Dates: 06/22/25 - 07/22/25

Current Service Detail	
Light Energy Charge	\$1.76
100 watt LED	\$29.68
13' Decorative Pole	\$29.71
Power Cost Adjustment	46 kWh @ 0.00880 \$0.40
Subtotal Current Charges	\$61.55
Taxes and Fees	
Franchise Fee Lee County	\$2.90
Florida Gross Receipts Tax	\$0.13
Subtotal Taxes and Fees	\$3.03
Total Current Charges	\$64.58

Service Address: MAGNOLIA LANDING LN PARCEL H & I C-2, N FORT MYERS, 33917
Service Location: 1000362200

Service Dates: 06/22/25 - 07/22/25

Current Service Detail	
Light Energy Charge	\$1.76
100 watt LED	\$29.68
13' Decorative Pole	\$29.71
Power Cost Adjustment	46 kWh @ 0.00880 \$0.40
Subtotal Current Charges	\$61.55
Taxes and Fees	
Franchise Fee Lee County	\$2.90
Florida Gross Receipts Tax	\$0.13
Subtotal Taxes and Fees	\$3.03
Total Current Charges	\$64.58

Service Address: MAGNOLIA LANDING LN PARCEL H & I C-3, N FORT MYERS, 33917
Service Location: 1000362201

Service Dates: 06/22/25 - 07/22/25

Current Service Detail	
Light Energy Charge	\$1.76
100 watt LED	\$29.68
13' Decorative Pole	\$29.71
Power Cost Adjustment	46 kWh @ 0.00880 \$0.40
Subtotal Current Charges	\$61.55
Taxes and Fees	
Franchise Fee Lee County	\$2.90
Florida Gross Receipts Tax	\$0.13
Subtotal Taxes and Fees	\$3.03
Total Current Charges	\$64.58

Service Address: MAGNOLIA LANDING LN PARCEL H & I C-4, N FORT MYERS, 33917
Service Location: 1000362203

Service Dates: 06/22/25 - 07/22/25

Current Service Detail	
Light Energy Charge	\$1.76
100 watt LED	\$29.68
13' Decorative Pole	\$29.71
Power Cost Adjustment	46 kWh @ 0.00880 \$0.40
Subtotal Current Charges	\$61.55
Taxes and Fees	
Franchise Fee Lee County	\$2.90
Florida Gross Receipts Tax	\$0.13
Subtotal Taxes and Fees	\$3.03
Total Current Charges	\$64.58

Service Address: MAGNOLIA LANDING LN PARCEL F & G, N FORT MYERS, 33917
Service Location: 1000362204

Service Dates: 06/22/25 - 07/22/25

Current Service Detail	
Light Energy Charge	\$1.76
100 watt LED	\$29.68
13' Decorative Pole	\$29.71
Power Cost Adjustment	46 kWh @ 0.00880 \$0.40
UG Conductor .01FT	\$19.35
Subtotal Current Charges	\$80.90
Taxes and Fees	
Franchise Fee Lee County	\$3.81
Florida Gross Receipts Tax	\$0.15
Subtotal Taxes and Fees	\$3.96
Total Current Charges	\$84.86



Service Address: MAGNOLIA LANDING LN PARCEL F & G C-1, N FORT MYERS, 33917
Service Location: 1000362205

Service Dates: 06/22/25 - 07/22/25

Current Service Detail	
Light Energy Charge	\$1.76
100 watt LED	\$29.68
13' Decorative Pole	\$29.71
Power Cost Adjustment	46 kWh @ 0.00880 \$0.40
Subtotal Current Charges	\$61.55
Taxes and Fees	
Franchise Fee Lee County	\$2.90
Florida Gross Receipts Tax	\$0.13
Subtotal Taxes and Fees	\$3.03
Total Current Charges	\$64.58

Service Address: MAGNOLIA LANDING LN PARCEL F & G C-2, N FORT MYERS, 33917
Service Location: 1000362207

Service Dates: 06/22/25 - 07/22/25

Current Service Detail	
Light Energy Charge	\$1.76
100 watt LED	\$29.68
13' Decorative Pole	\$29.71
Power Cost Adjustment	46 kWh @ 0.00880 \$0.40
Subtotal Current Charges	\$61.55
Taxes and Fees	
Franchise Fee Lee County	\$2.90
Florida Gross Receipts Tax	\$0.13
Subtotal Taxes and Fees	\$3.03
Total Current Charges	\$64.58

Service Address: MAGNOLIA LANDING LN PARCEL F & G C-3, N FORT MYERS, 33917
Service Location: 1000362208

Service Dates: 06/22/25 - 07/22/25

Current Service Detail	
Light Energy Charge	\$1.76
100 watt LED	\$29.68
13' Decorative Pole	\$29.71
Power Cost Adjustment	46 kWh @ 0.00880 \$0.40
Subtotal Current Charges	\$61.55
Taxes and Fees	
Franchise Fee Lee County	\$2.90
Florida Gross Receipts Tax	\$0.13
Subtotal Taxes and Fees	\$3.03
Total Current Charges	\$64.58

Service Address: MAGNOLIA LANDING LN PARCEL F & G C-4, N FORT MYERS, 33917
Service Location: 1000362209

Service Dates: 06/22/25 - 07/22/25

Current Service Detail	
Light Energy Charge	\$1.76
100 watt LED	\$29.68
13' Decorative Pole	\$29.71
Power Cost Adjustment	46 kWh @ 0.00880 \$0.40
Subtotal Current Charges	\$61.55
Taxes and Fees	
Franchise Fee Lee County	\$2.90
Florida Gross Receipts Tax	\$0.13
Subtotal Taxes and Fees	\$3.03
Total Current Charges	\$64.58

Service Address: MAGNOLIA LANDING LN PARCEL F & G C-5, N FORT MYERS, 33917
Service Location: 1000362211

Service Dates: 06/22/25 - 07/22/25

Current Service Detail	
Light Energy Charge	\$1.76
100 watt LED	\$29.68
13' Decorative Pole	\$29.71
Power Cost Adjustment	46 kWh @ 0.00880 \$0.40
Subtotal Current Charges	\$61.55
Taxes and Fees	
Franchise Fee Lee County	\$2.90
Florida Gross Receipts Tax	\$0.13
Subtotal Taxes and Fees	\$3.03
Total Current Charges	\$64.58

Service Address: MAGNOLIA LANDING LN PARCEL F & G C-6, N FORT MYERS, 33917
Service Location: 1000362212

Service Dates: 06/22/25 - 07/22/25

Current Service Detail	
Light Energy Charge	\$1.76
100 watt LED	\$29.68
13' Decorative Pole	\$29.71
Power Cost Adjustment	46 kWh @ 0.00880 \$0.40
Subtotal Current Charges	\$61.55
Taxes and Fees	
Franchise Fee Lee County	\$2.90
Florida Gross Receipts Tax	\$0.13
Subtotal Taxes and Fees	\$3.03
Total Current Charges	\$64.58

Service Address: MAGNOLIA LANDING LN PARCEL F & G C-7, N FORT MYERS, 33917
Service Location: 1000362215

Service Dates: 06/22/25 - 07/22/25

Current Service Detail	
Light Energy Charge	\$1.76
100 watt LED	\$29.68
13' Decorative Pole	\$29.71
Power Cost Adjustment	46 kWh @ 0.00880 \$0.40
Subtotal Current Charges	\$61.55
Taxes and Fees	
Franchise Fee Lee County	\$2.90
Florida Gross Receipts Tax	\$0.13
Subtotal Taxes and Fees	\$3.03
Total Current Charges	\$64.58

Service Address: MAGNOLIA LANDING LN PARCEL F & G C-8, N FORT MYERS, 33917
Service Location: 1000362216

Service Dates: 06/22/25 - 07/22/25

Current Service Detail	
Light Energy Charge	\$1.76
100 watt LED	\$29.68
13' Decorative Pole	\$29.71
Power Cost Adjustment	46 kWh @ 0.00880 \$0.40
Subtotal Current Charges	\$61.55
Taxes and Fees	
Franchise Fee Lee County	\$2.90
Florida Gross Receipts Tax	\$0.13
Subtotal Taxes and Fees	\$3.03
Total Current Charges	\$64.58



Service Address: MAGNOLIA LANDING LN PARCEL F & G C-9, N FORT MYERS, 33917
Service Location: 1000362219

Service Dates: 06/22/25 - 07/22/25

Current Service Detail	
Light Energy Charge	\$1.76
100 watt LED	\$29.68
13' Decorative Pole	\$29.71
Power Cost Adjustment	46 kWh @ 0.00880 \$0.40
Subtotal Current Charges	\$61.55
Taxes and Fees	
Franchise Fee Lee County	\$2.90
Florida Gross Receipts Tax	\$0.13
Subtotal Taxes and Fees	\$3.03
Total Current Charges	\$64.58

Service Address: MAGNOLIA LANDING LN PARCEL F & G C-10, N FORT MYERS, 33917
Service Location: 1000362220

Service Dates: 06/22/25 - 07/22/25

Current Service Detail	
Light Energy Charge	\$1.76
100 watt LED	\$29.68
13' Decorative Pole	\$29.71
Power Cost Adjustment	46 kWh @ 0.00880 \$0.40
Subtotal Current Charges	\$61.55
Taxes and Fees	
Franchise Fee Lee County	\$2.90
Florida Gross Receipts Tax	\$0.13
Subtotal Taxes and Fees	\$3.03
Total Current Charges	\$64.58

Service Address: MAGNOLIA LANDING LN PARCEL F & G C-11, N FORT MYERS, 33917
Service Location: 1000362221

Service Dates: 06/22/25 - 07/22/25

Current Service Detail	
Light Energy Charge	\$1.76
100 watt LED	\$29.68
13' Decorative Pole	\$29.71
Power Cost Adjustment	46 kWh @ 0.00880 \$0.40
Subtotal Current Charges	\$61.55
Taxes and Fees	
Franchise Fee Lee County	\$2.90
Florida Gross Receipts Tax	\$0.13
Subtotal Taxes and Fees	\$3.03
Total Current Charges	\$64.58

Service Address: MAGNOLIA LANDING LN PARCEL F & G C-12, N FORT MYERS, 33917
Service Location: 1000362222

Service Dates: 06/22/25 - 07/22/25

Current Service Detail	
Light Energy Charge	\$1.76
100 watt LED	\$29.68
13' Decorative Pole	\$29.71
Power Cost Adjustment	46 kWh @ 0.00880 \$0.40
Subtotal Current Charges	\$61.55
Taxes and Fees	
Franchise Fee Lee County	\$2.90
Florida Gross Receipts Tax	\$0.13
Subtotal Taxes and Fees	\$3.03
Total Current Charges	\$64.58

Service Address: MAGNOLIA LANDING LN PARCEL F & G C-13, N FORT MYERS, 33917
Service Location: 1000362223

Service Dates: 06/22/25 - 07/22/25

Current Service Detail	
Light Energy Charge	\$1.76
100 watt LED	\$29.68
13' Decorative Pole	\$29.71
Power Cost Adjustment	46 kWh @ 0.00880 \$0.40
Subtotal Current Charges	\$61.55
Taxes and Fees	
Franchise Fee Lee County	\$2.90
Florida Gross Receipts Tax	\$0.13
Subtotal Taxes and Fees	\$3.03
Total Current Charges	\$64.58

Service Address: MAGNOLIA LANDING LN PARCEL L, N & O, N FORT MYERS, 33917
Service Location: 1000362248

Service Dates: 06/22/25 - 07/22/25

Current Service Detail	
Light Energy Charge	\$1.76
100 watt LED	\$29.68
13' Decorative Pole	\$29.71
Power Cost Adjustment	46 kWh @ 0.00880 \$0.40
UG Conductor .01FT	\$5.65
Subtotal Current Charges	\$67.20
Taxes and Fees	
Franchise Fee Lee County	\$3.17
Florida Gross Receipts Tax	\$0.13
Subtotal Taxes and Fees	\$3.30
Total Current Charges	\$70.50

Service Address: MAGNOLIA LANDING LN PARCEL L, N & O C1, N FORT MYERS, 33917
Service Location: 1000362249

Service Dates: 06/22/25 - 07/22/25

Current Service Detail	
Light Energy Charge	\$1.76
100 watt LED	\$29.68
13' Decorative Pole	\$29.71
Power Cost Adjustment	46 kWh @ 0.00880 \$0.40
Subtotal Current Charges	\$61.55
Taxes and Fees	
Franchise Fee Lee County	\$2.90
Florida Gross Receipts Tax	\$0.13
Subtotal Taxes and Fees	\$3.03
Total Current Charges	\$64.58

Service Address: MAGNOLIA LANDING LN PARCEL L, N & O C2, N FORT MYERS, 33917
Service Location: 1000362250

Service Dates: 06/22/25 - 07/22/25

Current Service Detail	
Light Energy Charge	\$1.76
100 watt LED	\$29.68
13' Decorative Pole	\$29.71
Power Cost Adjustment	46 kWh @ 0.00880 \$0.40
Subtotal Current Charges	\$61.55
Taxes and Fees	
Franchise Fee Lee County	\$2.90
Florida Gross Receipts Tax	\$0.13
Subtotal Taxes and Fees	\$3.03
Total Current Charges	\$64.58



Service Address: MAGNOLIA LANDING LN PARCEL L, N & O C3, N FORT MYERS, 33917
Service Location: 1000362251

Service Dates: 06/22/25 - 07/22/25

Current Service Detail	
Light Energy Charge	\$1.76
100 watt LED	\$29.68
13' Decorative Pole	\$29.71
Power Cost Adjustment	46 kWh @ 0.00880 \$0.40
Subtotal Current Charges	\$61.55
Taxes and Fees	
Franchise Fee Lee County	\$2.90
Florida Gross Receipts Tax	\$0.13
Subtotal Taxes and Fees	\$3.03
Total Current Charges	\$64.58

Service Address: MAGNOLIA LANDING LN PARCEL L, N & O C4, N FORT MYERS, 33917
Service Location: 1000362253

Service Dates: 06/22/25 - 07/22/25

Current Service Detail	
Light Energy Charge	\$1.76
100 watt LED	\$29.68
13' Decorative Pole	\$29.71
Power Cost Adjustment	46 kWh @ 0.00880 \$0.40
Subtotal Current Charges	\$61.55
Taxes and Fees	
Franchise Fee Lee County	\$2.90
Florida Gross Receipts Tax	\$0.13
Subtotal Taxes and Fees	\$3.03
Total Current Charges	\$64.58

Service Address: MAGNOLIA LANDING LN PARCEL L, N & O C5, N FORT MYERS, 33917
Service Location: 1000362254

Service Dates: 06/22/25 - 07/22/25

Current Service Detail	
Light Energy Charge	\$1.76
100 watt LED	\$29.68
13' Decorative Pole	\$29.71
Power Cost Adjustment	46 kWh @ 0.00880 \$0.40
Subtotal Current Charges	\$61.55
Taxes and Fees	
Franchise Fee Lee County	\$2.90
Florida Gross Receipts Tax	\$0.13
Subtotal Taxes and Fees	\$3.03
Total Current Charges	\$64.58

Service Address: MAGNOLIA LANDING LN PARCEL L, N & O C6, N FORT MYERS, 33917
Service Location: 1000362255

Service Dates: 06/22/25 - 07/22/25

Current Service Detail	
Light Energy Charge	\$1.76
100 watt LED	\$29.68
13' Decorative Pole	\$29.71
Power Cost Adjustment	46 kWh @ 0.00880 \$0.40
Subtotal Current Charges	\$61.55
Taxes and Fees	
Franchise Fee Lee County	\$2.90
Florida Gross Receipts Tax	\$0.13
Subtotal Taxes and Fees	\$3.03
Total Current Charges	\$64.58

Service Address: MAGNOLIA LANDING LN PARCEL L, N & O C7, N FORT MYERS, 33917
Service Location: 1000362256

Service Dates: 06/22/25 - 07/22/25

Current Service Detail	
Light Energy Charge	\$1.76
100 watt LED	\$29.68
13' Decorative Pole	\$29.71
Power Cost Adjustment	46 kWh @ 0.00880 \$0.40
Subtotal Current Charges	\$61.55
Taxes and Fees	
Franchise Fee Lee County	\$2.90
Florida Gross Receipts Tax	\$0.13
Subtotal Taxes and Fees	\$3.03
Total Current Charges	\$64.58

Service Address: MAGNOLIA LANDING LN PARCEL L, N & O C8, N FORT MYERS, 33917
Service Location: 1000362257

Service Dates: 06/22/25 - 07/22/25

Current Service Detail	
Light Energy Charge	\$1.76
100 watt LED	\$29.68
13' Decorative Pole	\$29.71
Power Cost Adjustment	46 kWh @ 0.00880 \$0.40
Subtotal Current Charges	\$61.55
Taxes and Fees	
Franchise Fee Lee County	\$2.90
Florida Gross Receipts Tax	\$0.13
Subtotal Taxes and Fees	\$3.03
Total Current Charges	\$64.58

Service Address: MAGNOLIA LANDING LN PARCEL L, N & O C9, N FORT MYERS, 33917
Service Location: 1000362259

Service Dates: 06/22/25 - 07/22/25

Current Service Detail	
Light Energy Charge	\$1.76
100 watt LED	\$29.68
13' Decorative Pole	\$29.71
Power Cost Adjustment	46 kWh @ 0.00880 \$0.40
Subtotal Current Charges	\$61.55
Taxes and Fees	
Franchise Fee Lee County	\$2.90
Florida Gross Receipts Tax	\$0.13
Subtotal Taxes and Fees	\$3.03
Total Current Charges	\$64.58

Service Address: MAGNOLIA LANDING LN PARCEL L, N & O C10, N FORT MYERS, 33917
Service Location: 1000362260

Service Dates: 06/22/25 - 07/22/25

Current Service Detail	
Light Energy Charge	\$1.76
100 watt LED	\$29.68
13' Decorative Pole	\$29.71
Power Cost Adjustment	46 kWh @ 0.00880 \$0.40
Subtotal Current Charges	\$61.55
Taxes and Fees	
Franchise Fee Lee County	\$2.90
Florida Gross Receipts Tax	\$0.13
Subtotal Taxes and Fees	\$3.03
Total Current Charges	\$64.58



Service Address: MAGNOLIA LANDING LN PARCEL L, N & O C11, N FORT MYERS, 33917
Service Location: 1000362261

Service Dates: 06/22/25 - 07/22/25

Current Service Detail	
Light Energy Charge	\$1.76
100 watt LED	\$29.68
13' Decorative Pole	\$29.71
Power Cost Adjustment	46 kWh @ 0.00880 \$0.40
Subtotal Current Charges	\$61.55
Taxes and Fees	
Franchise Fee Lee County	\$2.90
Florida Gross Receipts Tax	\$0.13
Subtotal Taxes and Fees	\$3.03
Total Current Charges	\$64.58

Service Address: MAGNOLIA LANDING LN PARCEL L, N & O C12, N FORT MYERS, 33917
Service Location: 1000362262

Service Dates: 06/22/25 - 07/22/25

Current Service Detail	
Light Energy Charge	\$1.76
100 watt LED	\$29.68
13' Decorative Pole	\$29.71
Power Cost Adjustment	46 kWh @ 0.00880 \$0.40
Subtotal Current Charges	\$61.55
Taxes and Fees	
Franchise Fee Lee County	\$2.90
Florida Gross Receipts Tax	\$0.13
Subtotal Taxes and Fees	\$3.03
Total Current Charges	\$64.58

Service Address: MAGNOLIA LANDINGS LN PARCEL O - P, NORTH FT MYERS, 33917
Service Location: 1000371368

Service Dates: 06/22/25 - 07/22/25

Current Service Detail	
Light Energy Charge	\$1.76
100 watt LED	\$29.68
13' Decorative Pole	\$29.71
Power Cost Adjustment	46 kWh @ 0.00880 \$0.40
UG Conductor .01FT	\$4.40
Subtotal Current Charges	\$65.95
Taxes and Fees	
Franchise Fee Lee County	\$3.11
Florida Gross Receipts Tax	\$0.13
Subtotal Taxes and Fees	\$3.24
Total Current Charges	\$69.19

Service Address: MAGNOLIA LANDINGS LN PARCEL O - C2, NORTH FT MYERS, 33917
Service Location: 1000371369

Service Dates: 06/22/25 - 07/22/25

Current Service Detail	
Light Energy Charge	\$1.76
100 watt LED	\$29.68
13' Decorative Pole	\$29.71
Power Cost Adjustment	46 kWh @ 0.00880 \$0.40
Subtotal Current Charges	\$61.55
Taxes and Fees	
Franchise Fee Lee County	\$2.90
Florida Gross Receipts Tax	\$0.13
Subtotal Taxes and Fees	\$3.03
Total Current Charges	\$64.58

Service Address: MAGNOLIA LANDINGS LN PARCEL O - C3, NORTH FT MYERS, 33917
Service Location: 1000371370

Service Dates: 06/22/25 - 07/22/25

Current Service Detail	
Light Energy Charge	\$1.76
100 watt LED	\$29.68
13' Decorative Pole	\$29.71
Power Cost Adjustment	46 kWh @ 0.00880 \$0.40
Subtotal Current Charges	\$61.55
Taxes and Fees	
Franchise Fee Lee County	\$2.90
Florida Gross Receipts Tax	\$0.13
Subtotal Taxes and Fees	\$3.03
Total Current Charges	\$64.58

Service Address: MAGNOLIA LANDINGS LN PARCEL O - C4, NORTH FT MYERS, 33917
Service Location: 1000371371

Service Dates: 06/22/25 - 07/22/25

Current Service Detail	
Light Energy Charge	\$1.76
100 watt LED	\$29.68
13' Decorative Pole	\$29.71
Power Cost Adjustment	46 kWh @ 0.00880 \$0.40
Subtotal Current Charges	\$61.55
Taxes and Fees	
Franchise Fee Lee County	\$2.90
Florida Gross Receipts Tax	\$0.13
Subtotal Taxes and Fees	\$3.03
Total Current Charges	\$64.58

Service Address: MAGNOLIA LANDINGS LN PARCEL O - C5, NORTH FT MYERS, 33917
Service Location: 1000371372

Service Dates: 06/22/25 - 07/22/25

Current Service Detail	
Light Energy Charge	\$1.76
100 watt LED	\$29.68
13' Decorative Pole	\$29.71
Power Cost Adjustment	46 kWh @ 0.00880 \$0.40
Subtotal Current Charges	\$61.55
Taxes and Fees	
Franchise Fee Lee County	\$2.90
Florida Gross Receipts Tax	\$0.13
Subtotal Taxes and Fees	\$3.03
Total Current Charges	\$64.58

Service Address: MAGNOLIA LANDINGS LN PARCEL O - C6, NORTH FT MYERS, 33917
Service Location: 1000371373

Service Dates: 06/22/25 - 07/22/25

Current Service Detail	
Light Energy Charge	\$1.76
100 watt LED	\$29.68
13' Decorative Pole	\$29.71
Power Cost Adjustment	46 kWh @ 0.00880 \$0.40
Subtotal Current Charges	\$61.55
Taxes and Fees	
Franchise Fee Lee County	\$2.90
Florida Gross Receipts Tax	\$0.13
Subtotal Taxes and Fees	\$3.03
Total Current Charges	\$64.58



Service Address: MAGNOLIA LANDINGS LN PARCEL O - C7, NORTH FT MYERS, 33917
Service Location: 1000371374

Service Dates: 06/22/25 - 07/22/25

Current Service Detail	
Light Energy Charge	\$1.76
100 watt LED	\$29.68
13' Decorative Pole	\$29.71
Power Cost Adjustment	46 kWh @ 0.00880 \$0.40
Subtotal Current Charges	\$61.55
Taxes and Fees	
Franchise Fee Lee County	\$2.90
Florida Gross Receipts Tax	\$0.13
Subtotal Taxes and Fees	\$3.03
Total Current Charges	\$64.58

Service Address: MAGNOLIA LANDINGS LN PARCEL O - C8, NORTH FT MYERS, 33917
Service Location: 1000371375

Service Dates: 06/22/25 - 07/22/25

Current Service Detail	
Light Energy Charge	\$1.76
100 watt LED	\$29.68
13' Decorative Pole	\$29.71
Power Cost Adjustment	46 kWh @ 0.00880 \$0.40
Subtotal Current Charges	\$61.55
Taxes and Fees	
Franchise Fee Lee County	\$2.90
Florida Gross Receipts Tax	\$0.13
Subtotal Taxes and Fees	\$3.03
Total Current Charges	\$64.58

Service Address: MAGNOLIA LANDINGS LN PARCEL O - C9, NORTH FT MYERS, 33917
Service Location: 1000371376

Service Dates: 06/22/25 - 07/22/25

Current Service Detail	
Light Energy Charge	\$1.76
100 watt LED	\$29.68
13' Decorative Pole	\$29.71
Power Cost Adjustment	46 kWh @ 0.00880 \$0.40
Subtotal Current Charges	\$61.55
Taxes and Fees	
Franchise Fee Lee County	\$2.90
Florida Gross Receipts Tax	\$0.13
Subtotal Taxes and Fees	\$3.03
Total Current Charges	\$64.58

Service Address: MAGNOLIA LANDINGS LN PARCEL O - C10, NORTH FT MYERS, 33917
Service Location: 1000371377

Service Dates: 06/22/25 - 07/22/25

Current Service Detail	
Light Energy Charge	\$1.76
100 watt LED	\$29.68
13' Decorative Pole	\$29.71
Power Cost Adjustment	46 kWh @ 0.00880 \$0.40
Subtotal Current Charges	\$61.55
Taxes and Fees	
Franchise Fee Lee County	\$2.90
Florida Gross Receipts Tax	\$0.13
Subtotal Taxes and Fees	\$3.03
Total Current Charges	\$64.58

Service Address: MAGNOLIA LANDINGS LN PARCEL L- P, NORTH FT MYERS, 33917
Service Location: 1000371378

Service Dates: 06/22/25 - 07/22/25

Current Service Detail	
Light Energy Charge	\$1.76
100 watt LED	\$29.68
13' Decorative Pole	\$29.71
Power Cost Adjustment	46 kWh @ 0.00880 \$0.40
UG Conductor .01FT	\$3.00
Subtotal Current Charges	\$64.55
Taxes and Fees	
Franchise Fee Lee County	\$3.04
Florida Gross Receipts Tax	\$0.13
Subtotal Taxes and Fees	\$3.17
Total Current Charges	\$67.72

Service Address: MAGNOLIA LANDINGS LN PARCEL L- C2, NORTH FT MYERS, 33917
Service Location: 1000371379

Service Dates: 06/22/25 - 07/22/25

Current Service Detail	
Light Energy Charge	\$1.76
100 watt LED	\$29.68
13' Decorative Pole	\$29.71
Power Cost Adjustment	46 kWh @ 0.00880 \$0.40
Subtotal Current Charges	\$61.55
Taxes and Fees	
Franchise Fee Lee County	\$2.90
Florida Gross Receipts Tax	\$0.13
Subtotal Taxes and Fees	\$3.03
Total Current Charges	\$64.58

Service Address: MAGNOLIA LANDINGS LN PARCEL L- C3, NORTH FT MYERS, 33917
Service Location: 1000371381

Service Dates: 06/22/25 - 07/22/25

Current Service Detail	
Light Energy Charge	\$1.76
100 watt LED	\$29.68
13' Decorative Pole	\$29.71
Power Cost Adjustment	46 kWh @ 0.00880 \$0.40
Subtotal Current Charges	\$61.55
Taxes and Fees	
Franchise Fee Lee County	\$2.90
Florida Gross Receipts Tax	\$0.13
Subtotal Taxes and Fees	\$3.03
Total Current Charges	\$64.58

Service Address: MAGNOLIA LANDINGS LN PARCEL L- C4, NORTH FT MYERS, 33917
Service Location: 1000371382

Service Dates: 06/22/25 - 07/22/25

Current Service Detail	
Light Energy Charge	\$1.76
100 watt LED	\$29.68
13' Decorative Pole	\$29.71
Power Cost Adjustment	46 kWh @ 0.00880 \$0.40
Subtotal Current Charges	\$61.55
Taxes and Fees	
Franchise Fee Lee County	\$2.90
Florida Gross Receipts Tax	\$0.13
Subtotal Taxes and Fees	\$3.03
Total Current Charges	\$64.58



Service Address: MAGNOLIA LANDINGS LN PARCEL L- C5, NORTH FT MYERS, 33917
Service Location: 1000371383

Service Dates: 06/22/25 - 07/22/25

Current Service Detail	
Light Energy Charge	\$1.76
100 watt LED	\$29.68
13' Decorative Pole	\$29.71
Power Cost Adjustment	46 kWh @ 0.00880 \$0.40
Subtotal Current Charges	\$61.55
Taxes and Fees	
Franchise Fee Lee County	\$2.90
Florida Gross Receipts Tax	\$0.13
Subtotal Taxes and Fees	\$3.03
Total Current Charges	\$64.58

Service Address: MAGNOLIA LANDINGS LN PARCEL F PHASE 3 P, N FORT MYERS, 33917
Service Location: 1000381028

Service Dates: 06/22/25 - 07/22/25

Current Service Detail	
Light Energy Charge	\$1.76
100 watt LED	\$29.68
13' Decorative Pole	\$29.71
Power Cost Adjustment	46 kWh @ 0.00880 \$0.40
UG Conductor .01FT	\$3.55
Subtotal Current Charges	\$65.10
Taxes and Fees	
Florida Sales Tax Non Electric Service	\$3.78
Florida Sales Tax Electric Service	\$0.37
County Surtax Lee	\$0.34
Franchise Fee Lee County	\$3.07
Florida Gross Receipts Tax	\$0.13
Subtotal Taxes and Fees	\$7.69
Total Current Charges	\$72.79

Service Address: MAGNOLIA LANDINGS LN PARCEL F PHASE 3 C1, N FORT MYERS, 33917
Service Location: 1000381029

Service Dates: 06/22/25 - 07/22/25

Current Service Detail	
Light Energy Charge	\$1.76
100 watt LED	\$29.68
13' Decorative Pole	\$29.71
Power Cost Adjustment	46 kWh @ 0.00880 \$0.40
Subtotal Current Charges	\$61.55
Taxes and Fees	
Florida Sales Tax Non Electric Service	\$3.56
Florida Sales Tax Electric Service	\$0.36
County Surtax Lee	\$0.32
Franchise Fee Lee County	\$2.90
Florida Gross Receipts Tax	\$0.13
Subtotal Taxes and Fees	\$7.27
Total Current Charges	\$68.82

Service Address: MAGNOLIA LANDINGS LN PARCEL F PHASE 3 C2, N FORT MYERS, 33917
Service Location: 1000381030

Service Dates: 06/22/25 - 07/22/25

Current Service Detail	
Light Energy Charge	\$1.76
100 watt LED	\$29.68
13' Decorative Pole	\$29.71
Power Cost Adjustment	46 kWh @ 0.00880 \$0.40
Subtotal Current Charges	\$61.55
Taxes and Fees	
Florida Sales Tax Non Electric Service	\$3.56
Florida Sales Tax Electric Service	\$0.36
County Surtax Lee	\$0.32
Franchise Fee Lee County	\$2.90
Florida Gross Receipts Tax	\$0.13
Subtotal Taxes and Fees	\$7.27
Total Current Charges	\$68.82

Service Address: MAGNOLIA LANDINGS LN PARCEL F PHASE 3 C3, N FORT MYERS, 33917
Service Location: 1000381170

Service Dates: 06/22/25 - 07/22/25

Current Service Detail	
Light Energy Charge	\$1.76
100 watt LED	\$29.68
13' Decorative Pole	\$29.71
Power Cost Adjustment	46 kWh @ 0.00880 \$0.40
Subtotal Current Charges	\$61.55
Taxes and Fees	
Florida Sales Tax Non Electric Service	\$3.56
Florida Sales Tax Electric Service	\$0.36
County Surtax Lee	\$0.32
Franchise Fee Lee County	\$2.90
Florida Gross Receipts Tax	\$0.13
Subtotal Taxes and Fees	\$7.27
Total Current Charges	\$68.82

Service Address: MAGNOLIA LANDINGS LN PARCEL F PHASE 3 C4, N FORT MYERS, 33917
Service Location: 1000381171

Service Dates: 06/22/25 - 07/22/25

Current Service Detail	
Light Energy Charge	\$1.76
100 watt LED	\$29.68
13' Decorative Pole	\$29.71
Power Cost Adjustment	46 kWh @ 0.00880 \$0.40
Subtotal Current Charges	\$61.55
Taxes and Fees	
Florida Sales Tax Non Electric Service	\$3.56
Florida Sales Tax Electric Service	\$0.36
County Surtax Lee	\$0.32
Franchise Fee Lee County	\$2.90
Florida Gross Receipts Tax	\$0.13
Subtotal Taxes and Fees	\$7.27
Total Current Charges	\$68.82



Service Address: MAGNOLIA LANDINGS LN PARCEL F PHASE 3 C5, N FORT MYERS, 33917
Service Location: 1000381173

Service Dates: 06/22/25 - 07/22/25

Current Service Detail	
Light Energy Charge	\$1.76
100 watt LED	\$29.68
13' Decorative Pole	\$29.71
Power Cost Adjustment	46 kWh @ 0.00880 \$0.40
Subtotal Current Charges	\$61.55
Taxes and Fees	
Florida Sales Tax Non Electric Service	\$3.56
Florida Sales Tax Electric Service	\$0.36
County Surtax Lee	\$0.32
Franchise Fee Lee County	\$2.90
Florida Gross Receipts Tax	\$0.13
Subtotal Taxes and Fees	\$7.27
Total Current Charges	\$68.82

Service Address: MAGNOLIA LANDINGS LN PARCEL F PHASE 3 C6, N FORT MYERS, 33917
Service Location: 1000381175

Service Dates: 06/22/25 - 07/22/25

Current Service Detail	
Light Energy Charge	\$1.76
100 watt LED	\$29.68
13' Decorative Pole	\$29.71
Power Cost Adjustment	46 kWh @ 0.00880 \$0.40
Subtotal Current Charges	\$61.55
Taxes and Fees	
Florida Sales Tax Non Electric Service	\$3.56
Florida Sales Tax Electric Service	\$0.36
County Surtax Lee	\$0.32
Franchise Fee Lee County	\$2.90
Florida Gross Receipts Tax	\$0.13
Subtotal Taxes and Fees	\$7.27
Total Current Charges	\$68.82

Service Address: MAGNOLIA LANDINGS LN PARCEL F PHASE 3 C7, N FORT MYERS, 33917
Service Location: 1000381176

Service Dates: 06/22/25 - 07/22/25

Current Service Detail	
Light Energy Charge	\$1.76
100 watt LED	\$29.68
13' Decorative Pole	\$29.71
Power Cost Adjustment	46 kWh @ 0.00880 \$0.40
Subtotal Current Charges	\$61.55
Taxes and Fees	
Florida Sales Tax Non Electric Service	\$3.56
Florida Sales Tax Electric Service	\$0.36
County Surtax Lee	\$0.32
Franchise Fee Lee County	\$2.90
Florida Gross Receipts Tax	\$0.13
Subtotal Taxes and Fees	\$7.27
Total Current Charges	\$68.82

Service Address: MAGNOLIA LANDINGS LN (P), N FORT MYERS, 33917
Service Location: 1000381274

Service Dates: 06/22/25 - 07/22/25

Current Service Detail	
Light Energy Charge	\$1.76
100 watt LED	\$29.68
13' Decorative Pole	\$29.71
Power Cost Adjustment	46 kWh @ 0.00880 \$0.40
UG Conductor .01FT	\$3.55
Subtotal Current Charges	\$65.10
Taxes and Fees	
Florida Sales Tax Non Electric Service	\$3.78
Florida Sales Tax Electric Service	\$0.37
County Surtax Lee	\$0.34
Franchise Fee Lee County	\$3.07
Florida Gross Receipts Tax	\$0.13
Subtotal Taxes and Fees	\$7.69
Total Current Charges	\$72.79

Service Address: MAGNOLIA LANDINGS LN (C1), N FORT MYERS, 33917
Service Location: 1000381275

Service Dates: 06/22/25 - 07/22/25

Current Service Detail	
Light Energy Charge	\$1.76
100 watt LED	\$29.68
13' Decorative Pole	\$29.71
Power Cost Adjustment	46 kWh @ 0.00880 \$0.40
Subtotal Current Charges	\$61.55
Taxes and Fees	
Florida Sales Tax Non Electric Service	\$3.56
Florida Sales Tax Electric Service	\$0.36
County Surtax Lee	\$0.32
Franchise Fee Lee County	\$2.90
Florida Gross Receipts Tax	\$0.13
Subtotal Taxes and Fees	\$7.27
Total Current Charges	\$68.82

Service Address: MAGNOLIA LANDINGS LN (C2), N FORT MYERS, 33917
Service Location: 1000381276

Service Dates: 06/22/25 - 07/22/25

Current Service Detail	
Light Energy Charge	\$1.76
100 watt LED	\$29.68
13' Decorative Pole	\$29.71
Power Cost Adjustment	46 kWh @ 0.00880 \$0.40
Subtotal Current Charges	\$61.55
Taxes and Fees	
Florida Sales Tax Non Electric Service	\$3.56
Florida Sales Tax Electric Service	\$0.36
County Surtax Lee	\$0.32
Franchise Fee Lee County	\$2.90
Florida Gross Receipts Tax	\$0.13
Subtotal Taxes and Fees	\$7.27
Total Current Charges	\$68.82



Service Address: MAGNOLIA LANDINGS LN (C3), N FORT MYERS, 33917
Service Location: 1000381277

Service Dates: 06/22/25 - 07/22/25

Current Service Detail	
Light Energy Charge	\$1.76
100 watt LED	\$29.68
13' Decorative Pole	\$29.71
Power Cost Adjustment	46 kWh @ 0.00880 \$0.40
Subtotal Current Charges	\$61.55
Taxes and Fees	
Florida Sales Tax Non Electric Service	\$3.56
Florida Sales Tax Electric Service	\$0.36
County Surtax Lee	\$0.32
Franchise Fee Lee County	\$2.90
Florida Gross Receipts Tax	\$0.13
Subtotal Taxes and Fees	\$7.27
Total Current Charges	\$68.82

Service Address: MAGNOLIA LANDINGS LN (C4), N FORT MYERS, 33917
Service Location: 1000381278

Service Dates: 06/22/25 - 07/22/25

Current Service Detail	
Light Energy Charge	\$1.76
100 watt LED	\$29.68
13' Decorative Pole	\$29.71
Power Cost Adjustment	46 kWh @ 0.00880 \$0.40
Subtotal Current Charges	\$61.55
Taxes and Fees	
Florida Sales Tax Non Electric Service	\$3.56
Florida Sales Tax Electric Service	\$0.36
County Surtax Lee	\$0.32
Franchise Fee Lee County	\$2.90
Florida Gross Receipts Tax	\$0.13
Subtotal Taxes and Fees	\$7.27
Total Current Charges	\$68.82

Service Address: MAGNOLIA LANDINGS LN (C5), N FORT MYERS, 33917
Service Location: 1000381279

Service Dates: 06/22/25 - 07/22/25

Current Service Detail	
Light Energy Charge	\$1.76
100 watt LED	\$29.68
13' Decorative Pole	\$29.71
Power Cost Adjustment	46 kWh @ 0.00880 \$0.40
Subtotal Current Charges	\$61.55
Taxes and Fees	
Florida Sales Tax Non Electric Service	\$3.56
Florida Sales Tax Electric Service	\$0.36
County Surtax Lee	\$0.32
Franchise Fee Lee County	\$2.90
Florida Gross Receipts Tax	\$0.13
Subtotal Taxes and Fees	\$7.27
Total Current Charges	\$68.82

Service Address: MAGNOLIA LANDINGS LN PARCEL O C11, N FORT MYERS, 33917
Service Location: 1000382145

Service Dates: 06/22/25 - 07/22/25

Current Service Detail	
Light Energy Charge	\$1.76
100 watt LED	\$29.68
13' Decorative Pole	\$29.71
Power Cost Adjustment	46 kWh @ 0.00880 \$0.40
Subtotal Current Charges	\$61.55
Taxes and Fees	
Franchise Fee Lee County	\$2.90
Florida Gross Receipts Tax	\$0.13
Subtotal Taxes and Fees	\$3.03
Total Current Charges	\$64.58

Service Address: MAGNOLIA LANDINGS LN PARCEL O C12, N FORT MYERS, 33917
Service Location: 1000382146

Service Dates: 06/22/25 - 07/22/25

Current Service Detail	
Light Energy Charge	\$1.76
100 watt LED	\$29.68
13' Decorative Pole	\$29.71
Power Cost Adjustment	46 kWh @ 0.00880 \$0.40
Subtotal Current Charges	\$61.55
Taxes and Fees	
Franchise Fee Lee County	\$2.90
Florida Gross Receipts Tax	\$0.13
Subtotal Taxes and Fees	\$3.03
Total Current Charges	\$64.58

Service Address: MAGNOLIA LANDINGS LN PARCEL O C13, N FORT MYERS, 33917
Service Location: 1000382147

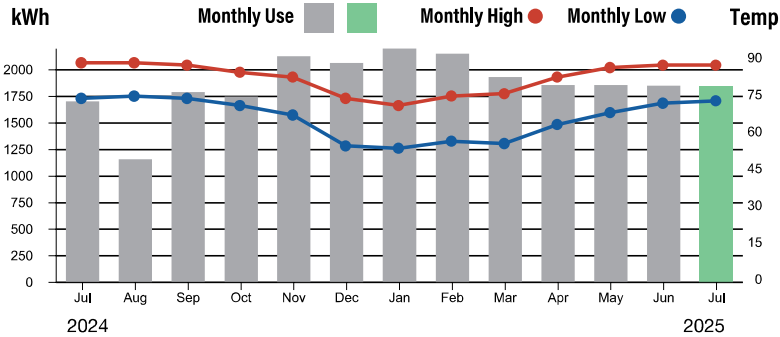
Service Dates: 06/22/25 - 07/22/25

Current Service Detail	
Light Energy Charge	\$1.76
100 watt LED	\$29.68
13' Decorative Pole	\$29.71
Power Cost Adjustment	46 kWh @ 0.00880 \$0.40
Subtotal Current Charges	\$61.55
Taxes and Fees	
Franchise Fee Lee County	\$2.90
Florida Gross Receipts Tax	\$0.13
Subtotal Taxes and Fees	\$3.03
Total Current Charges	\$64.58

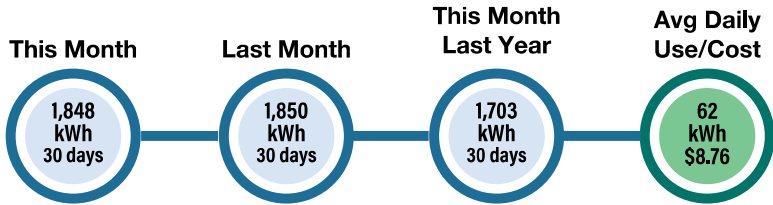


Service Address: 0 MAGNOLIA LN #FOUNTAIN 1, NORTH FORT MYERS, 33917
Service Location: 1000383011

Rate Schedule Description	Meter No.	Reading Dates		Readings		Multiplier	kWh Usage
		From	To	Previous	Present		
GS NODEM 1PH	68791728	06/22/25	07/22/25	67378	69226	1	1848

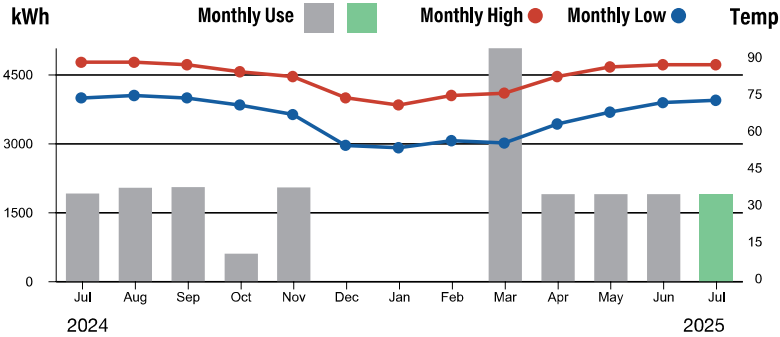


Current Service Detail		
Customer Charge		\$26.50
Energy Charge-Electric	1,848 kWh @ 0.11900	\$219.91
Power Cost Adjustment	1,848 kWh @ 0.00880	\$16.26
Subtotal Current Charges		\$262.67
Taxes and Fees		
Franchise Fee Lee County		\$12.67
Florida Gross Receipts Tax		\$7.04
Subtotal Taxes and Fees		\$19.71
Total Current Charges		\$282.38

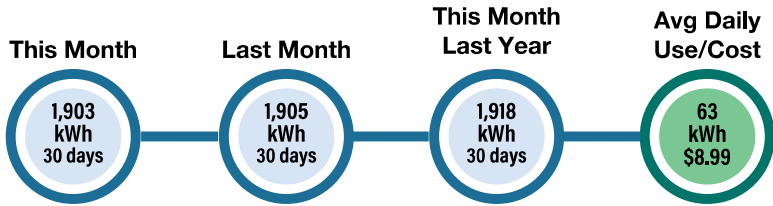


Service Address: 0 MAGNOLIA LN #FOUNTAIN 2, NORTH FORT MYERS, 33917
Service Location: 1000383012

Rate Schedule Description	Meter No.	Reading Dates		Readings		Multiplier	kWh Usage
		From	To	Previous	Present		
GS NODEM 1PH	3865611	06/22/25	07/22/25	10800	12703	1	1903

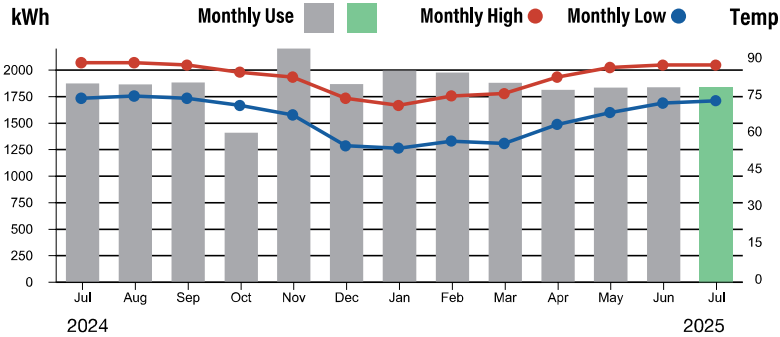


Current Service Detail		
Customer Charge		\$26.50
Energy Charge-Electric	1,903 kWh @ 0.11900	\$226.46
Power Cost Adjustment	1,903 kWh @ 0.00880	\$16.75
Subtotal Current Charges		\$269.71
Taxes and Fees		
Franchise Fee Lee County		\$13.01
Florida Gross Receipts Tax		\$7.23
Subtotal Taxes and Fees		\$20.24
Total Current Charges		\$289.95




Service Address: 0 MAGNOLIA LN #FOUNTAIN 3, NORTH FORT MYERS, 33917
Service Location: 1000383120

Rate Schedule Description	Meter No.	Reading Dates		Readings		Multiplier	kWh Usage
		From	To	Previous	Present		
GS NODEM 1PH	56368485	06/22/25	07/22/25	51291	53130	1	1839

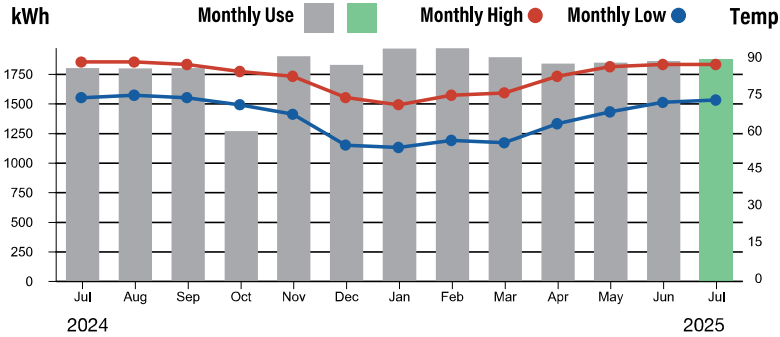


Current Service Detail		
Customer Charge		\$26.50
Energy Charge-Electric	1,839 kWh @ 0.11900	\$218.84
Power Cost Adjustment	1,839 kWh @ 0.00880	\$16.18
Subtotal Current Charges		\$261.52
Taxes and Fees		
Franchise Fee Lee County		\$12.61
Florida Gross Receipts Tax		\$7.01
Subtotal Taxes and Fees		\$19.62
Total Current Charges		\$281.14




Service Address: 0 MAGNOLIA LANDING #FOUNTAIN 4, NORTH FORT MYERS, 33917
Service Location: 1000385569

Rate Schedule Description	Meter No.	Reading Dates		Readings		Multiplier	kWh Usage
		From	To	Previous	Present		
GS NODEM 1PH	72650939	06/22/25	07/22/25	29580	31454	1	1874

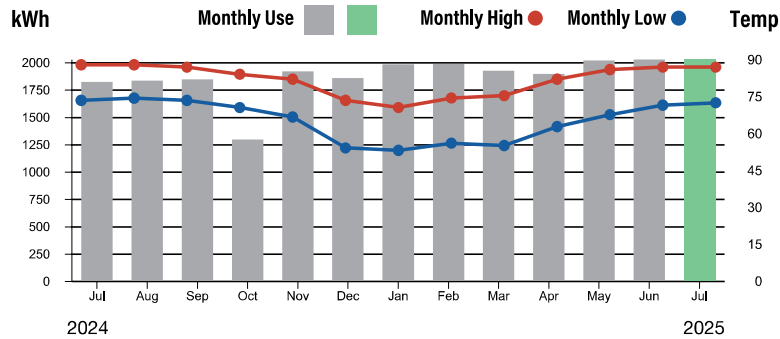


Current Service Detail		
Customer Charge		\$26.50
Energy Charge-Electric	1,874 kWh @ 0.11900	\$223.01
Power Cost Adjustment	1,874 kWh @ 0.00880	\$16.49
Subtotal Current Charges		\$266.00
Taxes and Fees		
Franchise Fee Lee County		\$12.83
Florida Gross Receipts Tax		\$7.13
Subtotal Taxes and Fees		\$19.96
Total Current Charges		\$285.96

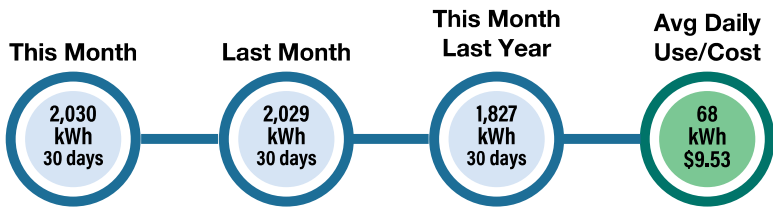


Service Address: 0 MAGNOLIA LANDING #FOUNTAIN 5, NORTH FORT MYERS, 33917
Service Location: 1000385570

Rate Schedule Description	Meter No.	Reading Dates		Readings		Multiplier	kWh Usage
		From	To	Previous	Present		
GS NODEM 1PH	230582013	06/22/25	07/22/25	49912	51942	1	2030

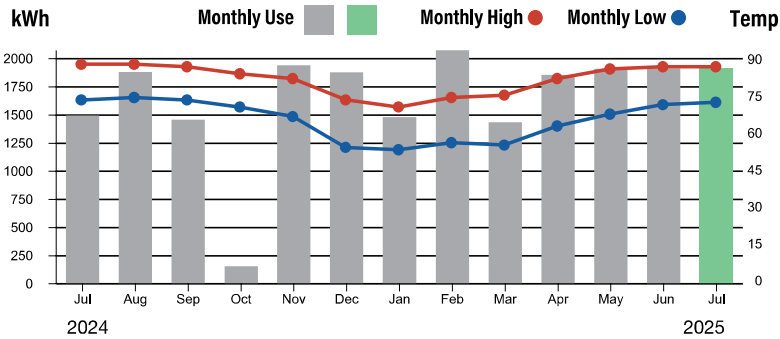


Current Service Detail		
Customer Charge		\$26.50
Energy Charge-Electric	2,030 kWh @ 0.11900	\$241.57
Power Cost Adjustment	2,030 kWh @ 0.00880	\$17.86
Subtotal Current Charges		\$285.93
Taxes and Fees		
Franchise Fee Lee County		\$13.79
Florida Gross Receipts Tax		\$7.66
Subtotal Taxes and Fees		\$21.45
Total Current Charges		\$307.38

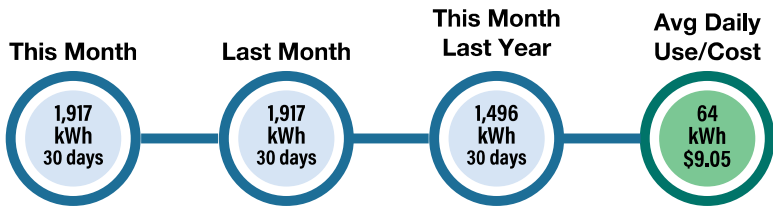


Service Address: 0 SUBMERGED #IRRIG LAKE 982, NORTH FORT MYERS, 33917
Service Location: 1000397747

Rate Schedule Description	Meter No.	Reading Dates		Readings		Multiplier	kWh Usage
		From	To	Previous	Present		
GS NODEM 1PH	3962831	06/22/25	07/22/25	19505	21422	1	1917

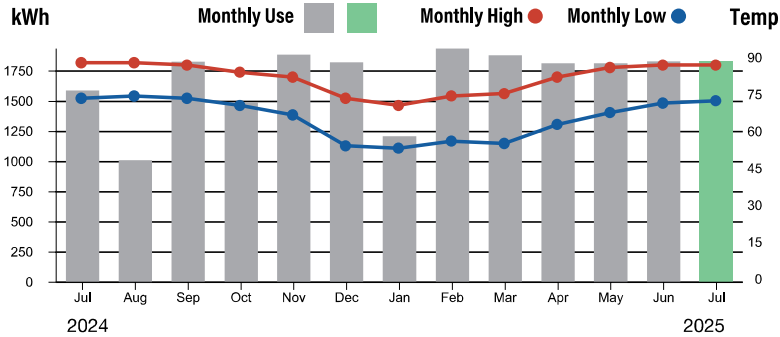


Current Service Detail		
Customer Charge		\$26.50
Energy Charge-Electric	1,917 kWh @ 0.11900	\$228.12
Power Cost Adjustment	1,917 kWh @ 0.00880	\$16.87
Subtotal Current Charges		\$271.49
Taxes and Fees		
Franchise Fee Lee County		\$13.09
Florida Gross Receipts Tax		\$7.27
Subtotal Taxes and Fees		\$20.36
Total Current Charges		\$291.85

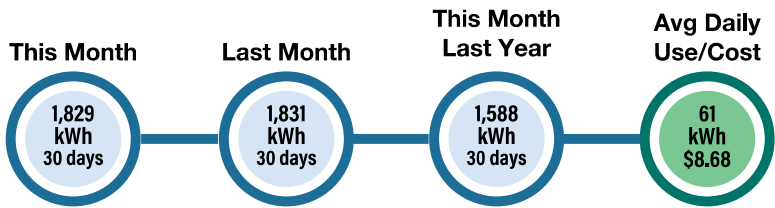


Service Address: 0 RIGHT OF WAY #IRRIG LAKE 176, NORTH FORT MYERS, 33917
Service Location: 1000397748

Rate Schedule Description	Meter No.	Reading Dates		Readings		Multiplier	kWh Usage
		From	To	Previous	Present		
GS NODEM 1PH	84148027	06/22/25	07/22/25	17740	19569	1	1829

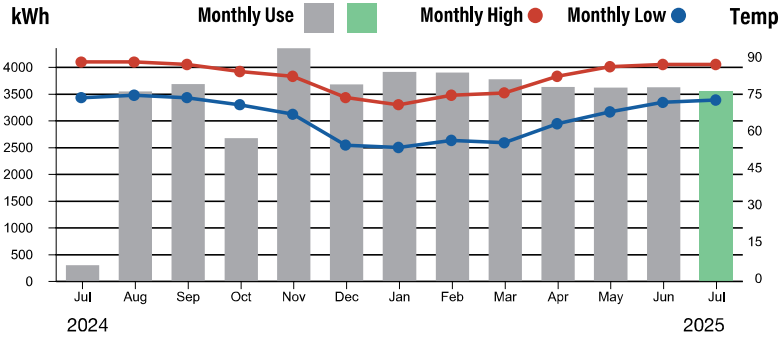


Current Service Detail		
Customer Charge		\$26.50
Energy Charge-Electric	1,829 kWh @ 0.11900	\$217.65
Power Cost Adjustment	1,829 kWh @ 0.00880	\$16.10
Subtotal Current Charges		\$260.25
Taxes and Fees		
Franchise Fee Lee County		\$12.55
Florida Gross Receipts Tax		\$6.97
Subtotal Taxes and Fees		\$19.52
Total Current Charges		\$279.77

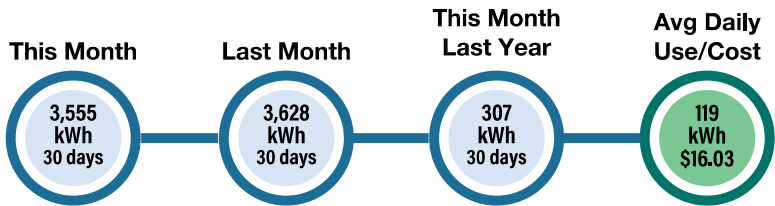


Service Address: 0 RIGHT OF WAY #IRRIG LAKE 175, NORTH FORT MYERS, 33917
Service Location: 1000397749

Rate Schedule Description	Meter No.	Reading Dates		Readings		Multiplier	kWh Usage
		From	To	Previous	Present		
GS NODEM 1PH	72656686	06/22/25	07/22/25	40757	44312	1	3555

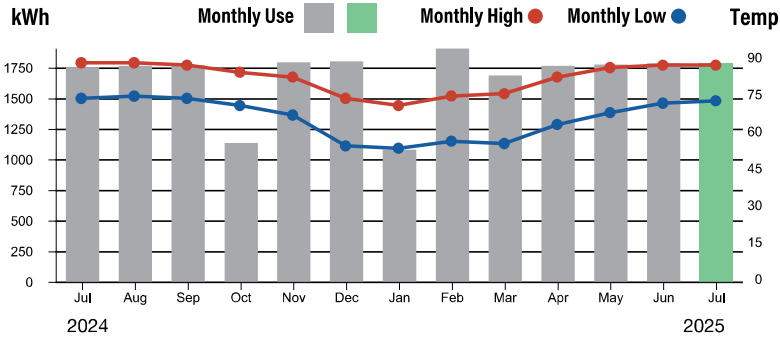


Current Service Detail		
Customer Charge		\$26.50
Energy Charge-Electric	3,555 kWh @ 0.11900	\$423.05
Power Cost Adjustment	3,555 kWh @ 0.00880	\$31.28
Subtotal Current Charges		\$480.83
Taxes and Fees		
Franchise Fee Lee County		\$23.19
Florida Gross Receipts Tax		\$12.88
Subtotal Taxes and Fees		\$36.07
Total Current Charges		\$516.90




Service Address: 0 CAMINO TORCIDO LOOP #LAKE 981, NORTH FORT MYERS, 33917
Service Location: 1000397752

Rate Schedule Description	Meter No.	Reading Dates		Readings		Multiplier	kWh Usage
		From	To	Previous	Present		
GS NODEM 1PH	3748863	06/22/25	07/22/25	20208	22002	1	1794

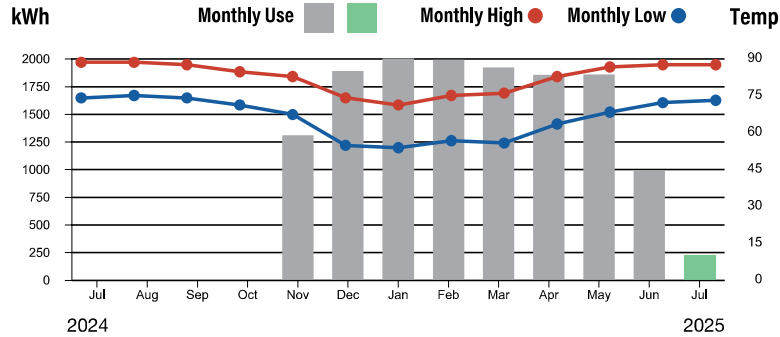


Current Service Detail		
Customer Charge		\$26.50
Energy Charge-Electric	1,794 kWh @ 0.11900	\$213.49
Power Cost Adjustment	1,794 kWh @ 0.00880	\$15.79
Subtotal Current Charges		\$255.78
Taxes and Fees		
Franchise Fee Lee County		\$12.34
Florida Gross Receipts Tax		\$6.85
Subtotal Taxes and Fees		\$19.19
Total Current Charges		\$274.97

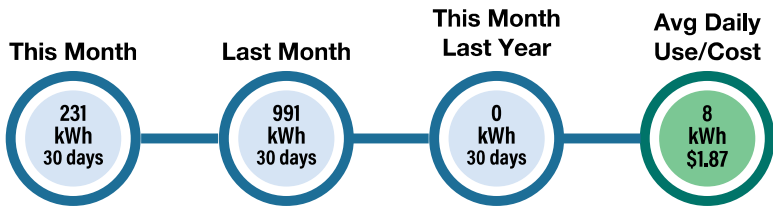


Service Address: 0 CAMINO TORCIDO LOOP #LAKE 977, NORTH FORT MYERS, 33917
Service Location: 1000397810

Rate Schedule Description	Meter No.	Reading Dates		Readings		Multiplier	kWh Usage
		From	To	Previous	Present		
GS NODEM 1PH	9427223	06/22/25	07/22/25	13845	14076	1	231

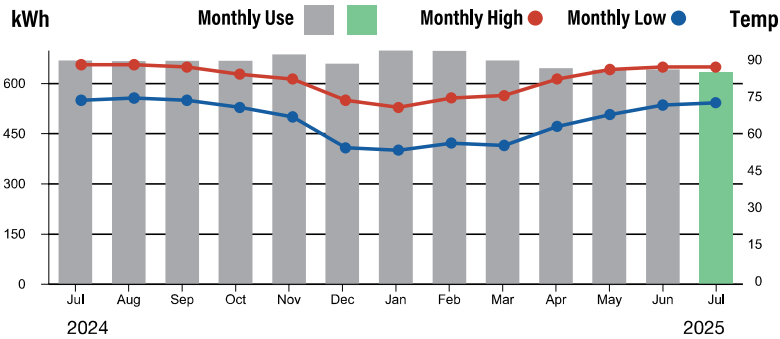


Current Service Detail		
Customer Charge		\$26.50
Energy Charge-Electric	231 kWh @ 0.11900	\$27.49
Power Cost Adjustment	231 kWh @ 0.00880	\$2.03
Subtotal Current Charges		\$56.02
Taxes and Fees		
Franchise Fee Lee County		\$2.70
Florida Gross Receipts Tax		\$1.50
Subtotal Taxes and Fees		\$4.20
Total Current Charges		\$60.22

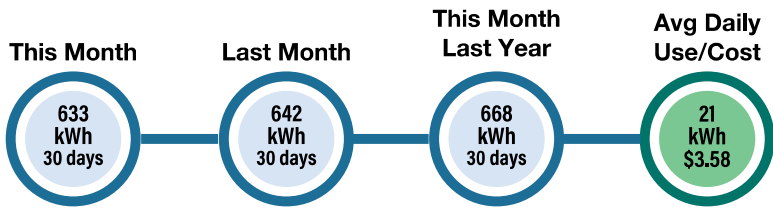


Service Address: 0 MAGNOLIA LANDINGS #LK 159, NORTH FORT MYERS, 33917
Service Location: 1000405411

Rate Schedule Description	Meter No.	Reading Dates		Readings		Multiplier	kWh Usage
		From	To	Previous	Present		
GS NODEM 1PH	72648514	06/22/25	07/22/25	11152	11785	1	633

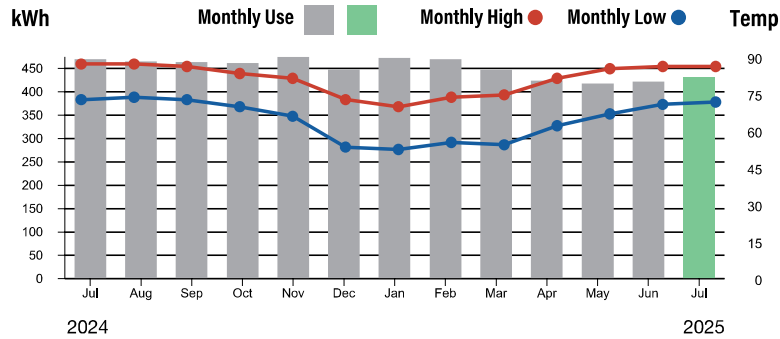


Current Service Detail		
Customer Charge		\$26.50
Energy Charge-Electric	633 kWh @ 0.11900	\$75.33
Power Cost Adjustment	633 kWh @ 0.00880	\$5.57
Subtotal Current Charges		\$107.40
Taxes and Fees		
Franchise Fee Lee County		\$5.18
Florida Gross Receipts Tax		\$2.88
Subtotal Taxes and Fees		\$8.06
Total Current Charges		\$115.46

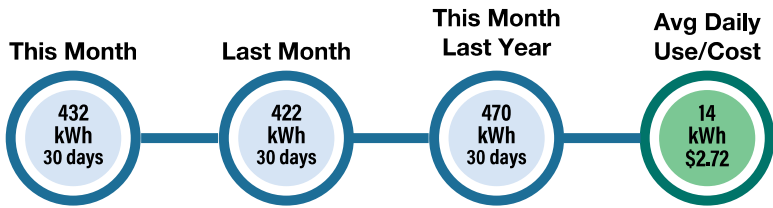


Service Address: 0 SUBMERGED #LK 161, NORTH FORT MYERS, 33917
Service Location: 1000405413

Rate Schedule Description	Meter No.	Reading Dates		Readings		Multiplier	kWh Usage
		From	To	Previous	Present		
GS NODEM 1PH	18391880	06/22/25	07/22/25	6360	6792	1	432

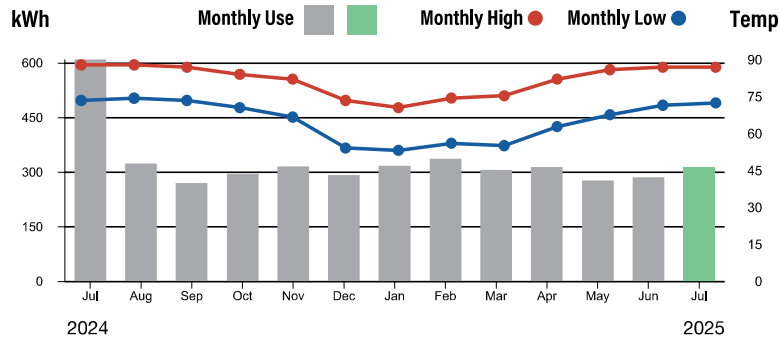


Current Service Detail		
Customer Charge		\$26.50
Energy Charge-Electric	432 kWh @ 0.11900	\$51.41
Power Cost Adjustment	432 kWh @ 0.00880	\$3.80
Subtotal Current Charges		\$81.71
Taxes and Fees		
Franchise Fee Lee County		\$3.94
Florida Gross Receipts Tax		\$2.19
Subtotal Taxes and Fees		\$6.13
Total Current Charges		\$87.84

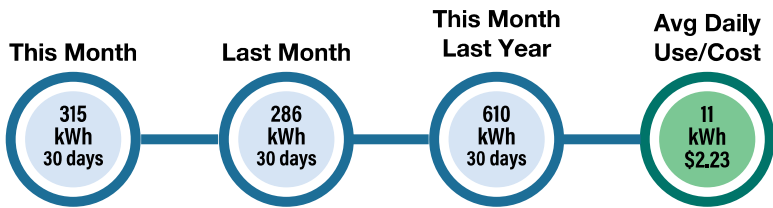


Service Address: 0 RIGHT OF WAY #LK 151, NORTH FORT MYERS, 33917
Service Location: 1000405414

Rate Schedule Description	Meter No.	Reading Dates		Readings		Multiplier	kWh Usage
		From	To	Previous	Present		
GS NODEM 1PH	83745439	06/22/25	07/22/25	5805	6120	1	315



Current Service Detail		
Customer Charge		\$26.50
Energy Charge-Electric	315 kWh @ 0.11900	\$37.49
Power Cost Adjustment	315 kWh @ 0.00880	\$2.77
Subtotal Current Charges		\$66.76
Taxes and Fees		
Franchise Fee Lee County		\$3.22
Florida Gross Receipts Tax		\$1.79
Subtotal Taxes and Fees		\$5.01
Total Current Charges		\$71.77



Service Address: MAGNOLIA LANDINGS LN PARCEL L- P, NORTH FORT MYERS, 33917
Service Location: 1000408725

Service Dates: 06/22/25 - 07/22/25

Current Service Detail		
Light Energy Charge		\$1.76
100 watt LED		\$29.68
Power Cost Adjustment	46 kWh @ 0.00880	\$0.40
Subtotal Current Charges		\$31.84
Taxes and Fees		
Florida Sales Tax Non Electric Service		\$1.78
Florida Sales Tax Electric Service		\$0.26
County Surtax Lee		\$0.17
Franchise Fee Lee County		\$1.50
Florida Gross Receipts Tax		\$0.09
Subtotal Taxes and Fees		\$3.80
Total Current Charges		\$35.64

Magnolia Landing Golf, LLC.
3501 Avenida Del Vera Boulevard
North Ft. Myers, FL
33917

Invoice # CL00004007

CFM CDD
9530 Marketplace Rd
Suite 206
Fort Myers, FL
33912

6014

Jul-15-25

AMOUNT DUE \$ 3,180.00

DATE	REF NO	DESCRIPTION	NET	TAXES	SVC	TOTAL
Jul-15-25	000000	Plant 106 annuals at Magnolia Landing entry monument; Jan, Mar, June 2025	3,180.00	0.00	0.00	3,180.00
			3,180.00	0.00	0.00	3,180.00

RECEIVED
07/15/2025

Invoices are due within 30 days.
A Service Fee of 1.5% per month will be applied to invoices
that are not paid by the due date.

Magnolia Landing Golf, LLC.
3501 Avenida Del Vera Boulevard
North Ft. Myers, FL
33917

Invoice # CL00004006

CFM CDD
9530 Marketplace Rd
Suite 206
Fort Myers, FL
33912

6014

Jul-15-25

AMOUNT DUE \$ 200.00

DATE	REF NO	DESCRIPTION	NET	TAXES	SVC	TOTAL
Jul-15-25	000000	Repair drip line Long Pond Road berm	200.00	0.00	0.00	200.00
			200.00	0.00	0.00	200.00

RECEIVED
07/15/2025

Invoices are due within 30 days.
A Service Fee of 1.5% per month will be applied to invoices
that are not paid by the due date.

Magnolia Landing Golf, LLC.
3501 Avenida Del Vera Boulevard
North Ft. Myers, FL
33917

Invoice # CL00004008

CFM CDD
9530 Marketplace Rd
Suite 206
Fort Myers, FL
33912

6014

Jul-15-25

AMOUNT DUE \$ 645.00

DATE	REF NO	DESCRIPTION	NET	TAXES	SVC	TOTAL
Jul-15-25	000000	Install (7) Copperleaf, (6) Hibiscus & (40) bags of mulch on parcel # 03-43-24-11-0000I.0000	645.00	0.00	0.00	645.00
			645.00	0.00	0.00	645.00

RECEIVED
07/15/2025

Invoices are due within 30 days.
A Service Fee of 1.5% per month will be applied to invoices
that are not paid by the due date.



PO Box 1030
Alva, FL 33920
(239) 728-1814
Lic# CGC1523027

INVOICE

INVOICE NUMBER: 3778
DATE: 8/10/2025
P.O. NUMBER:
TERMS Net Due 1st

INVOICE TO:

CFM Community Development District
c/o Belinda Blandon, District Manager
9360 Marketplace Road, Suite 206
Fort Myers, FL 33912

SITE DESCRIPTION:

Preserve Area Maintenance

ME Job # 25005

Item Code	DESCRIPTION	QTY	RATE	AMOUNT
Upland Vege...	Quarterly Conservation Area Maintenance of 263.6 Acres Event 3 of 4 (July, August, September 2025) Event 4 of 4 (October, November, December 2025) Event 2 of 2 (October, November, December 2025)	1	10,250.75	10,250.75
Invoice Total				\$10,250.75
Payments / Credits				\$0.00
Total Balance Due				\$10,250.75

RECEIVED
08/11/2025

Paramount Asphalt & Sealcoating

1110 Pine Ridge Rd Suite 204
Naples, FL 34108
239-348-0777
Nick@paramountsealcoating.com
www.ParamountSealcoating.com



INVOICE

BILL TO
CFM Community Development District
20712 Kaidon Ln
N Ft. Myers, FL

INVOICE 6961
DATE 07/28/2025
TERMS Net 60
DUE DATE 09/26/2025

DESCRIPTION	QTY	RATE	AMOUNT
CONCRETE:	1	2,000.00	2,000.00
Remove & Replace 24"x24" Grate & Frame			

BALANCE DUE

RECEIVED
08/04/25

\$2,000.00

Pay invoice

Rizzetta & Company, Inc.
3434 Colwell Avenue
Suite 200
Tampa FL 33614

Invoice

Date	Invoice #
8/1/2025	INV0000101329

Bill To:

CFM CDD 3434 Colwell Avenue, Suite 200 Tampa FL 33614

RECEIVED
08/01/25

Services for the month of	Terms	Client Number
July	Upon Receipt	00545

Description	Qty	Rate	Amount
Mass Mailing - Budget Notice	1.00	\$1,486.71	\$1,486.71
		Subtotal	\$1,486.71
		Total	\$1,486.71

Rizzetta & Company, Inc.
3434 Colwell Avenue
Suite 200
Tampa FL 33614

Invoice

Date	Invoice #
8/2/2025	INV0000101228

Bill To:

CFM CDD
3434 Colwell Avenue, Suite 200
Tampa FL 33614

RECEIVED
07/30/25

Services for the month of	Terms	Client Number
August	Upon Receipt	00545

Description	Qty	Rate	Amount
Accounting Services	1.00	\$1,721.25	\$1,721.25
Administrative Services	1.00	\$516.33	\$516.33
Email Accounts, Admin & Maintenance	5.00	\$20.00	\$100.00
Financial & Revenue Collections	1.00	\$478.08	\$478.08
Management Services	1.00	\$1,663.83	\$1,663.83
Website Compliance & Management	1.00	\$100.00	\$100.00
		Subtotal	\$4,579.49
		Total	\$4,579.49

INVOICE

Sweeper Man of SWFL
18181 Everson Miles Cir
North Fort Myers, FL 33917-3970

jessica.sweeperman@gmail.com
+1 (239) 980-1069



Bill to
Belinda Blandon
Magnolia Landing
3501Avenida Del Vera
North Fort Myers, FL 33917

Invoice details
Invoice no.: 502MAGL
Terms: Net 30
Invoice date: 08/01/2025
Due date: 08/31/2025

Invoice No.: 502MAGL

#	Date	Product or service	Description	Qty	Rate	Amount
1.	07/24/2025	Sweeping Services	Location: Magnolia Landing Vacuum swept all roadways in the community, removing all dirt and debris from road and gutters approximately 14 miles of curb line. All dirt and debris removed from site, dump fees are included. Quarterly Sweep Price	21	\$140.00	\$2,940.00

Ways to pay



Note to customer
Thank you for your business!

View and pay

RECEIVED
0/01/25

Total \$2,940.00

Tab 3

US 41 AND MAGNOLIA LANDING LANE SIGNAL WARRANT ANALYSIS

MAY 2025

Prepared for:

CFM COMMUNITY DEVELOPMENT DISTRICT

9530 Marketplace Road, Suite 206
Fort Myers, Florida 33912

Prepared by:

JOHNSON
ENGINEERING

— An Apex Company —

2212 Johnson Street
Fort Myers, Florida 33901
(239) 334-0046
EB 642

Stephen M. Jansen, P.E.
Florida License No. 043618

Date

TABLE OF CONTENTS

1.0	INTRODUCTION	1
2.0	CURRENT ROADWAY CONDITONS.....	3
3.0	DATA COLLECTION	4
3.1	Bi-Directional 24-Hour Roadway Volumes	4
3.2	Turning Movement Counts	4
4.0	TRAFFIC SIGNAL WARRANTS	5
4.1	Warrant 1 - Eight Hour Vehicular Volume.....	5
4.2	Warrant 2 - Four Hour Vehicular Volume.....	6
4.3	Warrant 3 - Peak Hour Volume	7
4.4	Warrant 4 - Pedestrian Volume.....	7
4.5	Warrant 5 - School Crossing.....	7
4.6	Warrant 6 - Coordinated Signal System	7
4.7	Warrant 7 - Crash Experience.....	8
4.8	Warrant 8 - Roadway Network	8
4.9	Warrant 9 - Intersection Near a Grade Crossing.....	8
5.0	CONCLUSIONS.....	9

APPENDICES

Appendix A	FDOT Count Station 010367 Hourly Data
Appendix B	Intersection Turning Movement Counts
Appendix C	Intersection Crash Data
Appendix D	Traffic Signal Warrant Summary

FIGURES

Figure 1-1	Project Location Map
------------	----------------------

TABLES

Table 2-1	Existing Intersection Turning Movements at US 41 and Magnolia Landing Lane
Table 3-1	Turning Movement Count Summary
Table 4-1	Warrant 1 Condition A - Minimum Traffic
Table 4-2	Warrant 1 Condition B - Interruption of Continuous Traffic
Table 4-3	Crash Data Summary

GRAPHS

Graph 4-1	Warrant 2 - Four-Hour Traffic Volumes
-----------	---------------------------------------

1.0 INTRODUCTION

The purpose of this report is to review the traffic volumes and operation of the intersection of US 41 and Magnolia Landing Lane to make recommendations for the merit of a traffic signal warrant. The location of the intersection is in north Lee County, Florida (see **Figure 1-1**). US 41, also known as Tamiami Trail, is a state maintained arterial highway. Magnolia Landing Lane is the main access road to a large golf course gated community.

The intersection is currently controlled by a stop sign on Magnolia Landing Lane. Traffic counts were conducted and roadway operation was observed to determine if traffic control warrants are recommended to improve safety and operation.



Figure 1-1: Project Location Map

2.0 CURRENT ROADWAY CONDITIONS

US 41 is a primary arterial highway serving north-south traffic along the west coast of Florida. It is a four-lane divided facility with left and right turn lanes and a posted speed limit of 55 miles per hour. There is a full access median opening 1,000 feet north at Lakeville Drive and a directional median access 900 feet south at St. Therese Catholic Church.

Magnolia Landing Lane is a local street. It has a T-intersection with US 41 with a left-turn only lane and a right-turn only lane. The gatehouse to the Magnolia Landing community is 300 feet east of the intersection.

The intersection is currently controlled by a stop sign on Magnolia Landing Lane. The current intersection configuration is described in **Table 2-1**.

Table 2-1: Existing Intersection Turning Movements at US 41 and Magnolia Landing Lane

Intersection	Movements	Approach Traffic Control	Adjacent Sidewalk Provided
US 41	NB-Right Turn (1 Lane), NB-Through (2 lane), NB U-Turn (1 Lane), SB-Through (2 lane), SB-Left (1 Lane)	Free	No
Magnolia Landing Lane	WB-Right (1 Lane), WB-Left (1 Lane)	Stop Controlled	No

Note: WB = Westbound, NB= Northbound, SB= Southbound

3.0 DATA COLLECTION

To establish base traffic conditions for intersection analysis, data was obtained from the sources listed herein. A summary of the recorded data is provided in the summary tables below.

3.1 Bi-Directional 24-Hour Roadway Volumes

Mainline US 41 traffic volumes for this study were derived from the FDOT count station 010367 on US 41 approximately four miles north of this intersection. The data used was obtained from the Florida Traffic Online site and utilizes the Tuesday, March 26, 2024 date. See **Appendix A** for a breakdown of the FDOT data.

3.2 Turning Movement Counts

Twelve-hour turning movement counts were recorded on March 25, 2025, from 6:00 A.M. to 6:00 P.M. by Johnson Engineering staff (see **Table 3-1** and **Appendix B**).

Table 3-1: Turning Movement Count Summary

Time	Northbound				Southbound				Westbound				Total
	L	T	R	Ped.	L	T	R	Ped.	L	T	R	Ped.	
6:00 A.M.	0		30	1	0			0	72		17	1	119
7:00 A.M.	0		45	0	5			0	79		29	0	158
8:00 A.M.	0		52	0	9			0	91		25	1	177
9:00 A.M.	0		70	0	11			0	111		23	0	215
10:00 A.M.	1		79	1	9			0	107		42	0	238
11:00 A.M.	0		104	0	13			0	96		28	0	241
12:00 P.M.	1		123	0	21			0	118		32	1	295
1:00 P.M.	0		97	0	22			0	83		25	0	227
2:00 P.M.	1		95	0	17			0	116		37	0	266
3:00 P.M.	0		117	1	22			0	90		33	0	262
4:00 P.M.	0		120	0	22			0	98		32	0	272
5:00 P.M.	0		103	0	19			0	71		26	0	219

4.0 TRAFFIC SIGNAL WARRANTS

The traffic volume data was compared against the guidance provided in the Manual on Uniform Traffic Control Devices (MUTCD), 11th Edition, for justifying traffic control signals. The traffic signal warrants most applicable for the intersection of US 41 and Magnolia Landing Lane are Warrant 1, Eight-Hour Vehicular Volume, and Warrant 2, Four-Hour Vehicular Volume.

Recommendations made herein are in accordance with, and determined by, traffic signal warrants defined in the latest edition of the MUTCD referenced above.

Turn lane characteristics at each approach to the intersection determined if right turn lane volumes were excluded from the total approach volumes. Per section 4C.01.08 “*The study should consider the effects of the right-turn vehicles from the minor-street approaches. Engineering judgment should be used to determine what, if any, portion of the right-turn traffic is subtracted from the minor-street traffic count when evaluating the count against the signal warrants listed in Paragraph 2.*” Magnolia Landing Lane has an exclusive right turn lane and observation of traffic indicated that the right turning drivers experienced minimal delay. All right turning traffic was excluded from this analysis.

4.1 Warrant 1 - Eight Hour Vehicular Volume

Warrant 1 Conditions A and B are representative of a single warrant intended for intersections where high volumes of opposing traffic are the justification for considering a traffic signal. The traffic data collected on March 25, 2025 (see Section 3.0) was applied to Warrant 1 and analyzed by the Condition A and Condition B criteria. The speed limit on US 41 is in excess of 40 miles per hour. If the posted or statutory speed limit on the major street exceeds 40 mph, or if the intersection lies within the built-up area of an isolated community having a population of less than 10,000, the traffic volumes in the 70% columns in Table 4C-1 may be used in place of the 100% values.

Warrant 1, Condition A describes the minimum traffic volume required for a traffic signal. For this intersection the mainline traffic volume should exceed 420 vehicles per hour and side street traffic should exceed 105 vehicles per hour for eight hours. Based on the 70% requirements, the criteria for Warrant 1 Condition A is not met (see **Table 4-1**).

Table 4-1: Warrant 1 Condition A - Minimum Traffic

(Volumes in Veh / Hr)	Minimum Requirements (80% Shown in Brackets)				Eight Highest Hours															
					8:00 A.M.	9:00 A.M.	9:00 A.M.	10:00 A.M.	10:00 A.M.	11:00 A.M.	11:00 A.M.	12:00 P.M.	12:00 P.M.	1:00 P.M.	2:00 P.M.	3:00 P.M.	3:00 P.M.	4:00 P.M.	4:00 P.M.	5:00 P.M.
Approach Lanes	1		2 or More																	
Volume Level	100%	70%	100%	70%																
Bi-Directional Volume on Major Street	500 (400)	350	600 (480)	420	1,715	2,022	2,322	1,915	1,694	1,650	1,672	1,982								
Through / Left / Right Turn from Minor Street	150 (120)	105	200 (160)	140	91	111	107	96	118	116	90	98								

Warrant 1, Condition B describes traffic volumes needed to meet warrants for interruption of continuous traffic. For this intersection the mainline traffic volume should exceed 630 vehicles per hour and side street traffic should exceed 53 vehicles per hour for eight hours. Based on the 100% requirements, the criteria for Warrant 1 Condition B is met (see **Table 4-2**).

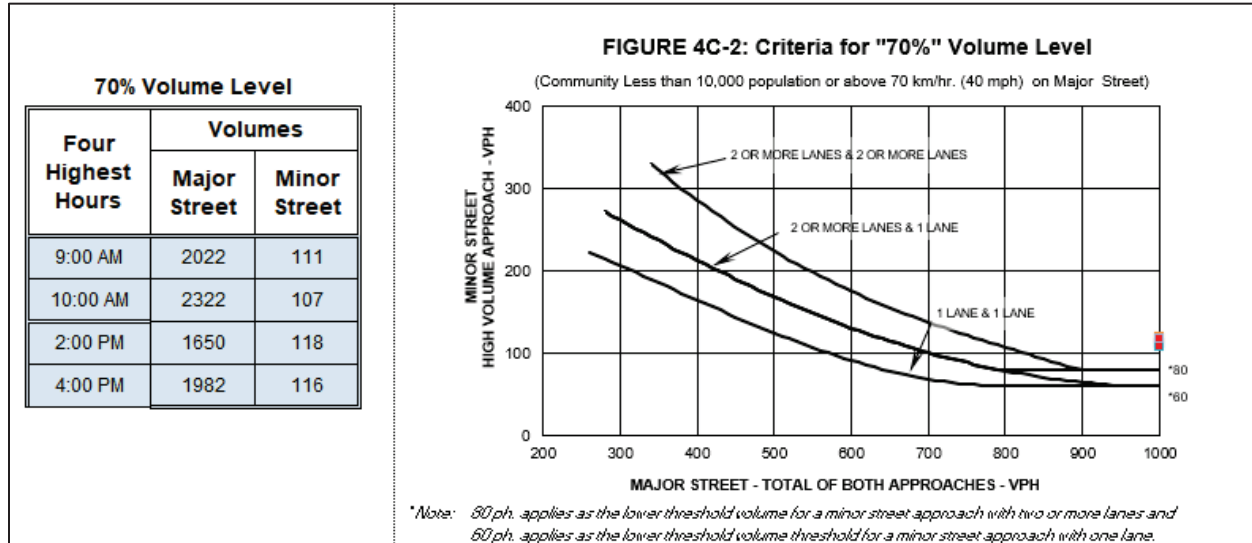
Table 4-2: Warrant 1 Condition B - Interruption of Continuous Traffic

(Volumes in Veh / Hr)	Minimum Requirements (80% Shown in Brackets)				Eight Highest Hours																
					8:00 A.M.	9:00 A.M.	9:00 A.M.	10:00 A.M.	10:00 A.M.	11:00 A.M.	11:00 A.M.	12:00 P.M.	12:00 P.M.	1:00 P.M.	2:00 P.M.	3:00 P.M.	3:00 P.M.	4:00 P.M.	4:00 P.M.	5:00 P.M.	
	Approach Lanes	1		2 or More																	
		Volume Level	100%	70%																	100%
Bi-Directional Volume on Major Street	750 (600)	525	900 (720)	630	1,715	2,022	2,322	1,915	1,694	1,650	1,672	1,982									
Through / Left / Right Turn from Minor Street	75 (60)	53	100 (80)	70	91	111	107	96	118	116	90	98									

4.2 Warrant 2 - Four Hour Vehicular Volume

Warrant 2 is applicable at an intersection where the volume of intersecting vehicles during the four highest hours of an average day is the primary justification for a signal. The traffic data collected on Mach 25, 2025 (see Section 3.0) was applied to Warrant 2 requirements.

Based on the 70% requirements, the criteria for Warrant 2 is met (see **Graph 4-1**).



Graph 4-1: Warrant 2 - Four-Hour Traffic Volumes

4.3 Warrant 3 - Peak Hour Volume

The peak hour signal warrant is intended for use at a location where traffic conditions are such that for a minimum of one hour of an average day, the minor-street traffic suffers undue delay when entering or crossing the major street. This signal warrant should be applied only in unusual cases, such as office complexes, manufacturing plants, industrial complexes, or high-occupancy vehicle facilities that attract or discharge large numbers of vehicles over a short time.

Warrant 3 is not applicable to this location.

4.4 Warrant 4 - Pedestrian Volume

The pedestrian volume signal warrant is intended for application where the traffic volume on a major street is so heavy that pedestrians experience excessive delay in crossing the major street.

Warrant 4 is not applicable to this location.

4.5 Warrant 5 - School Crossing

The school crossing signal warrant is intended for application where the fact that school children cross the major street is the principal reason to consider installing a traffic control signal.

Warrant 5 is not applicable to this location.

4.6 Warrant 6 - Coordinated Signal System

Progressive movement in a coordinated signal system sometimes necessitates installing traffic control signals at intersections where they would not otherwise be needed in order to maintain proper platooning of vehicles. This is an isolated location.

Warrant 6 is not applicable to this location.

4.7 Warrant 7 - Crash Experience

Warrant 7 is applicable to intersections with a high frequency of reportable vehicular collisions as the justification for a traffic signal. The vehicular collisions documented between January 2020 through August 2024 yielded 35 applicable crashes. A summary of the documented crashes is provided in **Table 4-3**, and a further breakdown is provided in **Appendix C**.

The installation of a traffic signal has been shown to increase rear-end collisions by about 25% but decrease right-angle collisions by 50%.

Under section 4C.08 Condition B, a signal is merited if the frequency of collisions is five or more reported crashes susceptible to correction by a traffic signal in a twelve-month period.

Table 4-3: Crash Data Summary

Reported Crashes					
Year	Angle	Rear End	Head-On	Other	Injury
2019	0	3	0	0	0
2020	0	0	0	1	0
2021	2	0	0	0	0
2022	2	1	2	1	1
2023	3	1	0	1	3

Crashes in the other category include sideswipe and run-off-road events and are not considered correctable by a traffic signal. The rear-end collisions are not considered correctable by a traffic signal. The applicable crash frequency is less than required to meet Warrant 7.

4.8 Warrant 8 - Roadway Network

Installing a traffic control signal at some intersections might be justified to encourage concentration and organization of traffic flow on a roadway network.

Warrant 8 is not applicable to this location.

4.9 Warrant 9 - Intersection Near a Grade Crossing

Warrant 9 is not applicable to this location.

5.0 CONCLUSIONS

As determined by the March 2025 traffic data applied to the traffic signal warrant criteria defined in the latest edition of the MUTCD, the following warrants have been met:

- Warrant 1 - Condition B - Interruption of Continuous Traffic
- Warrant 2 - Four-Hour Vehicular Volume

Traffic Signal Warrant Summary sheets are provided in **Appendix D**.

Based on the findings of this study, a traffic signal is warranted and may improve intersection safety and operational concerns based on the volume of traffic that occurs at the intersection.

APPENDIX A

FDOT COUNT STATION 010367 HOURLY DATA

DATE 03/21/25

FLORIDA DEPARTMENT OF TRANSPORTATION
TRAFFIC COUNTS
HOURLY CONTINUOUS COUNTS FINAL REPORT
MARCH 2024

COUNTY NAME: CHARLOTTE STATION: 0367 DIRECTION: N LANE: 0
DESCRIPTION: SR-45/US-41, 4.6 MI N OF LEE CO LINE, CHARLOTTE CO.
LOCATION: COUNTY 01 SECTION 010 SUBSECTION 000 MILEPOST 4.588 ROUTES: US-41 SR-45

DY	D	1	2	3	4	5	6	7	8	9	10	11	12	13	14	15	16	17	18	19	20	21	22	23	24	DAILY		
1	F	70	35	54	92	164	361	739	1014	1075	967	1096	1113	946	956	986	1060	1159	959	641	438	316	321	220	145	14927N		
2	A	87	62	72	61	100	203	387	625	776	873	995	920	872	801	680	703	722	623	462	387	308	250	206	129	11304N		
3	S	88	60	70	41	73	141	269	335	455	573	700	808	799	751	726	633	637	549	441	349	237	204	151	90	9180N		
4	M	67	52	61	88	148	383	766	916	953	917	965	885	815	755	902	888	1098	903	538	365	240	233	161	68	13167N		
5	T	46	41	56	78	131	348	749	993	975	951	946	898	815	900	885	897	945	907	560	388	232	197	112	53	13103N		
6	W	49	45	54	68	137	360	705	899	955	915	948	926	862	879	898	977	1067	954	527	367	274	194	162	80	13302N		
7	R	64	36	64	105	161	388	737	998	982	945	1065	1073	961	963	920	978	971	954	625	433	317	248	210	87	14285N		
8	F	66	33	64	93	175	363	735	997	1048	1063	1074	1066	980	967	984	1046	1086	959	678	457	317	283	219	129	14882N		
9	A	86	54	65	48	115	205	394	584	815	913	979	967	898	798	713	734	704	645	506	398	288	237	256	172	11574N		
10	S																									9183B		
11	M	65	48	65	115	175	373	719	927	890	895	933	952	850	826	846	962	1108	921	612	396	300	244	154	69	13445N		
12	T	56	35	55	89	149	356	656	991	965	920	935	896	980	883	877	914	1028	912	596	382	375	236	175	79	13540N		
13	W	63	34	63	72	153	356	725	900	1003	922	980	937	900	884	876	928	1189	913	643	398	333	224	163	92	13751N		
14	R	61	38	46	91	179	395	746	975	1000	966	1042	929	959	958	942	969	1115	950	683	459	347	274	209	107	14440N		
15	F	64	52	61	100	167	365	715	938	1100	996	1082	1036	1035	1046	975	1040	1053	987	663	518	358	260	225	172	15008N		
16	A	98	62	67	82	115	225	433	604	784	937	1039	960	903	807	786	744	807	600	473	400	333	295	208	114	11876N		
17	S	79	73	60	48	78	137	237	376	513	692	842	813	789	811	695	709	618	511	399	327	283	202	162	74	9528N		
18	M	69	54	67	77	170	403	686	869	922	908	859	800	901	946	850	939	1102	965	558	390	257	190	177	57	13216N		
19	T	56	38	47	76	133	370	692	869	989	884	914	1005	904	846	864	905	1096	987	658	405	277	207	126	85	13433N		
20	W	65	45	41	70	136	372	694	991	919	897	1056	910	870	918	898	994	1146	1009	600	359	315	234	224	104	13867N		
21	R	60	48	49	89	159	373	697	952	990	954	997	993	959	925	956	974	1076	988	654	433	357	232	167	98	14180N		
22	F	71	42	55	79	137	268	525	771	776	768	732	869	799	865	852	901	925	833	481	390	298	241	175	121	11974A		
23	A	90	68	59	79	104	194	313	487	598	754	881	880	783	752	718	701	683	589	453	371	308	257	239	129	10490N		
24	S	87	60	57	50	77	116	231	343	478	659	726	754	726	814	758	707	670	571	449	372	277	230	133	89	9434N		
25	M	59	51	42	77	135	372	749	959	961	964	846	902	797	844	826	890	988	900	533	392	321	220	144	68	13040N		
26	T	62	38	60	87	138	377	703	923	1323	1601	1171	899	909	856	769	979	1059	922	561	372	307	234	168	92	14610A		
27	W	72	43	50	70	167	398	734	989	1032	957	980	901	862	848	882	972	1019	912	577	382	335	224	193	97	13696N		
28	R	66	33	71	95	158	372	753	989	995	813	808	881	874	860	918	1001	1049	906	678	448	330	260	152	86	13596N		
29	F	79	58	54	94	192	341	648	970	1016	967	996	938	929	944	924	1001	1025	951	629	464	314	284	225	148	14191N		
30	A	82	60	92	74	111	210	421	577	760	906	913	881	822	775	695	694	657	590	484	422	302	264	219	146	11157N		
31	S	87	70	53	54	81	137	240	360	475	621	680	695	814	675	652	579	578	633	496	434	381	256	147	65	9263N		
=====																												
WEEKDAY AVERAGE = 13773										SATURDAY AVERAGE = 11280										SUNDAY AVERAGE = 9351					TOTAL MONTHLY COUNT = 383459			
MONTHLY AVERAGE = 12785										=====																		

COMMENTS:
"B"=====> BAD DAY
"N"=====> NORMAL DAY
"A"=====> ATYPICAL DAY
"H"=====> ATYPICAL DAY (HOLIDAY)
"S"=====> ATYPICAL DAY (SPECIAL EVENT)

NOTE: ATYPICAL DAYS HAVE COUNTS THAT ARE HIGHER OR LOWER THAN NORMAL, BUT STILL REASONABLE, AND NO LOCAL SPECIAL EVENTS ARE KNOWN.

DATE 03/21/25

FLORIDA DEPARTMENT OF TRANSPORTATION
TRAFFIC COUNTS
HOURLY CONTINUOUS COUNTS FINAL REPORT
MARCH 2024

COUNTY NAME: CHARLOTTE STATION: 0367 DIRECTION: S LANE: 0
DESCRIPTION: SR-45/US-41, 4.6 MI N OF LEE CO LINE, CHARLOTTE CO.
LOCATION: COUNTY 01 SECTION 010 SUBSECTION 000 MILEPOST 4.588 ROUTES: US-41 SR-45

DY	D	1	2	3	4	5	6	7	8	9	10	11	12	13	14	15	16	17	18	19	20	21	22	23	24	DAILY
1	F	98	44	45	53	93	310	659	817	714	719	769	812	935	918	1103	1127	1035	961	766	658	427	345	234	212	13854N
2	A	99	72	43	50	62	110	230	329	429	513	744	775	851	851	868	888	851	796	672	520	380	321	244	182	10880N
3	S	90	69	42	35	36	53	147	215	238	432	573	671	687	696	796	810	783	674	636	484	405	235	149	153	9109N
4	M	83	78	39	48	104	277	726	857	751	750	813	824	868	860	915	1043	1066	940	767	478	334	233	146	137	13137N
5	T	52	61	37	50	93	298	746	856	779	818	847	819	822	779	890	1050	1029	939	615	420	266	214	134	97	12711N
6	W	47	37	37	52	78	275	713	840	766	760	758	847	899	864	887	966	1046	856	729	488	301	256	146	105	12763N
7	R	74	47	25	40	82	320	755	811	719	788	895	903	887	817	981	1081	1078	1094	740	539	357	255	197	145	13630N
8	F	65	48	46	55	99	282	678	847	727	759	797	826	927	1084	1440	1004	1099	972	793	584	466	347	241	198	14384A
9	A	115	66	40	47	59	125	246	314	440	546	716	823	945	908	912	876	868	804	746	630	461	360	259	203	11509N
10	S																									9355B
11	M	125	60	43	59	111	297	732	785	737	736	780	764	789	835	969	1124	1048	985	801	474	380	243	185	129	13191N
12	T	57	40	44	49	87	279	705	826	728	751	794	785	828	881	878	1063	1109	969	712	485	395	265	159	96	12985N
13	W	52	51	24	50	95	282	706	796	792	723	775	821	917	783	945	1087	1036	952	804	474	398	239	174	122	13098N
14	R	84	39	43	49	91	294	705	849	833	818	778	814	832	823	945	1194	1148	1018	725	531	386	289	208	178	13674N
15	F	88	50	51	61	94	259	645	735	664	713	813	835	845	870	986	1057	1058	972	738	598	477	346	256	203	13414N
16	A	139	74	61	57	70	107	247	342	412	538	736	804	783	814	791	903	824	746	691	536	455	362	271	185	10948N
17	S	124	70	54	41	37	71	144	200	264	438	564	624	708	710	751	844	775	697	609	543	413	310	215	150	9356N
18	M	118	55	54	48	86	297	672	804	826	704	815	833	705	793	950	1009	1020	913	742	421	393	212	148	134	12752N
19	T	66	38	37	54	84	275	680	829	743	741	791	803	900	832	906	985	1050	974	659	471	358	241	169	134	12820N
20	W	61	40	42	47	98	285	654	793	733	752	787	790	859	793	933	1011	1050	968	806	565	418	275	170	143	13073N
21	R	84	47	45	42	89	292	722	784	736	762	771	786	936	884	932	1081	1067	971	746	564	419	273	206	146	13385N
22	F	78	59	48	55	81	259	594	634	538	597	661	729	739	802	772	883	795	762	590	448	394	314	227	188	11247A
23	A	89	52	40	44	57	126	200	267	326	491	667	742	753	820	782	832	808	687	654	533	465	368	274	214	10291N
24	S	150	117	66	27	54	67	152	184	251	459	592	663	727	741	852	845	748	769	706	521	431	291	220	152	9785N
25	M	100	45	53	59	80	297	775	830	730	738	761	772	791	827	851	990	1015	928	676	522	321	253	176	149	12739N
26	T	65	48	44	55	104	312	701	792	699	721	744	795	819	794	903	1003	1004	902	642	474	385	230	166	89	12491N
27	W	69	46	37	48	103	284	707	836	733	741	736	810	852	888	894	1045	1019	924	674	513	345	269	118	114	12805N
28	R	60	61	53	48	91	314	729	794	666	791	686	794	768	822	868	958	1066	898	681	564	469	339	231	141	12892N
29	F	62	72	57	49	104	264	599	702	623	663	804	791	874	850	984	1068	953	922	718	575	457	372	280	198	13041N
30	A	114	68	55	49	74	102	183	273	407	547	696	792	797	792	786	877	766	693	662	505	482	367	279	197	10563N
31	S	112	71	37	25	39	58	122	178	227	406	555	599	594	650	648	695	683	722	701	617	551	358	203	152	9003N

===== WEEKDAY AVERAGE = 13045 SATURDAY AVERAGE = 10838 SUNDAY AVERAGE = 9313 NUMBER OF GOOD DAYS 30 TOTAL MONTHLY COUNT = 365530 =====
MONTHLY AVERAGE = 12197

COMMENTS:
DST BEGINS
ST PATRICK'S DAY
SEVERE WEATHER
"B"=====> BAD DAY
"N"=====> NORMAL DAY
"A"=====> ATYPICAL DAY
"H"=====> ATYPICAL DAY (HOLIDAY)
"S"=====> ATYPICAL DAY (SPECIAL EVENT)

NOTE: ATYPICAL DAYS HAVE COUNTS THAT ARE HIGHER OR LOWER THAN NORMAL, BUT STILL REASONABLE, AND NO LOCAL SPECIAL EVENTS ARE KNOWN.

APPENDIX B

INTERSECTION TURNING MOVEMENT COUNTS

SUMMARY OF VEHICLE MOVEMENTS

LOCATION: US 41 & Magnolia Landing Lane

COUNTY: Lee

OBSERVER: Norman Evelyn

WEATHER: Sunny

ROAD CONDITION: Dry

REMARKS:

3/25/2025

Street: US 41

2

1

T

L

1

L

U

1

T

2

R

1

R

1

L

1

Street: Magnolia Landing Lane

N

Total

VEHICLE MOVEMENTS

TIME	NORTHBOUND				SOUTHBOUND				EASTBOUND				WESTBOUND				
	L	T	R	Ped.	L	T	R	Ped.	L	T	R	Ped.	L	T	R	Ped.	
BEGIN	0		14	0	2			0					27		12	0	55
2:00 PM	0		29	0	8			0					26		10	0	73
2:15 PM	0		29	0	3			0					18		7	0	57
2:30 PM	0		23	0	4			0					45		8	0	81
2:45 PM	1		95	0	17			0					116		37	0	266
2:00 TOTAL	0		25	0	6			0					28		7	0	66
3:00 PM	0		25	0	5			0					17		10	0	57
3:15 PM	0		35	0	8			0					23		6	0	72
3:30 PM	0		32	1	3			0					22		10	0	67
3:45 PM	0		117	1	22			0					90		33	0	262
3:00 TOTAL	0		33	0	7			0					23		7	0	70
4:00 PM	0		29	0	4			0					29		9	0	71
4:15 PM	0		29	0	3			0					25		11	0	68
4:30 PM	0		29	0	8			0					21		5	0	63
4:45 PM	0		120	0	22			0					98		32	0	272
4:00 TOTAL	0		50	0	12			0					37		17	0	116
5:00 PM	0		28	0	4			0					19		6	0	57
5:15 PM	0		12	0	0			0					8		2	0	22
5:30 PM	0		13	0	3			0					7		1	0	24
5:45 PM	0		103	0	19			0					71		26	0	219
5:00 TOTAL	0																

3

APPENDIX C

INTERSECTION CRASH DATA

Summary of Reported Crashes 2019 to 2023

REPORT N CRASH_Y UNBER EAR	CRASH_DATE AND TIME	REPORT DATE AND O TIME	TOTAL N MBER OF VEHICLE S	TOTAL N MBER OF PERSON S	COUNTY NAME	ON STREET ROAD HIGH WAY	FEET FROM INTERSEC TION	DIRECTIO N	FROM INTERSECTION OF	WEATHER _CONDITI ON	ROAD SU RFACE C ONDITION	TYPE OF IMPACT	ROAD CIR CUMSTAN CES_3	S4_CRASH_TYPE SIM PLIFIED	S4_CRASH_SE VERITY	S4_CRASH_SE VERITY DETAI L	S4_DAY_O R NIGHT
87271391	2019	2/2/2019 15:34	2	6	Lee	US-41 (SR-45)				Cloudy	Dry	Front to Rear		Rear End	No Injury	No Injury	DAY
88050677	2019	3/16/2019 15:45	2	5	Lee	US-41 (STATE ROAD 45)			MAGNOLIA LANDING LANE	Cloudy	Dry	Front to Rear		Rear End	No Injury	No Injury	DAY
88778349	2019	8/1/2019 17:30	1	1	Lee	TAMIA MI TRL N	480	South	FRENCH CREEK LN	Rain	Wet	Front to Rear		Other	No Injury	No Injury	DAY
88201593	2019	11/17/2019 10:48	2	3	Lee	US-41 (SR-45)			MAGNOLIA LANDING LANE	Clear	Dry	Front to Rear		Rear End	No Injury	No Injury	DAY
89226363	2020	6/3/2020 13:30	1	1	Lee	NTAMIA MI TRL	273	South	AVENUE A	Cloudy	Dry	Front to Rear		Single Vehicle	No Injury	No Injury	DAY
24692832	2021	11/24/2021 11:20	2	2	Lee	NTAMIA MI TRL	11	North	MAGNOLIA LANDING LN	Clear	Dry	Angle		Left Leaving	No Injury	No Injury	DAY
24692759	2021	12/16/2021 16:29	2	2	Lee	MAGNOLIA LANDING LN	6	East	NTAMIA MI TRL	Clear	Dry	Angle		Left Leaving	No Injury	No Injury	DAY
24698570	2022	4/9/2022 11:40	2	2	Lee	NTAMIA MI TRL	741	South	LAKEVILLE DR	Clear	Dry	Sideswipe, Same Direction		Sideswipe	No Injury	No Injury	DAY
24698667	2022	4/12/2022 13:48	2	2	Lee	NTAMIA MI TRL	0		MAGNOLIA LANDING LN	Clear	Dry	Angle		Left Leaving	No Injury	No Injury	DAY
24700080	2022	5/20/2022 10:45	2	2	Lee	MAGNOLIA LANDING LN	87	East	NTAMIA MI TRL	Clear	Dry	Front to Front		Head On	No Injury	No Injury	DAY
25423636	2022	10/22/2022 10:15	2	2	Lee	NTAMIA MI TRL	0		MAGNOLIA LANDING LN	Clear	Dry	Front to Rear		Rear End	No Injury	No Injury	DAY
25425248	2022	11/26/2022 16:30	3	3	Lee	TAMIA MI TRL	339	North	MAGNOLIA LANDING LN	Clear	Dry	Sideswipe, Opposite Direction		Head On	No Injury	No Injury	DAY
25017417	2022	12/5/2022 9:04	2	2	Lee	US 41 (N TAMIA MI TRL)	0		MAGNOLIA LANDING LN	Clear	Dry	Angle		Left Leaving	Non-Incapacitating Injury	Non-Incapacitating Injury	DAY
25429220	2023	2/21/2023 19:30	2	2	Lee	NTAMIA MI TRL	0		MAGNOLIA LANDING LN	Clear	Dry	Front to Rear		Left Rear	Injury	Non-Incapacitating Injury	NIGHT
25726829	2023	3/10/2023 14:45	2	2	Lee	NTAMIA MI TRL	0		MAGNOLIA LANDING LN	Clear	Dry	Angle		Right Angle	Possible Injury	Possible Injury	DAY
25727249	2023	3/23/2023 7:04	1	1	Lee	MAGNOLIA LANDING LN	16	East	NTAMIA MI TRL	Clear	Dry	Off Road		Off Road	No Injury	No Injury	DAY
25727985	2023	4/7/2023 15:59	2	3	Lee	NTAMIA MI TRL	0		MAGNOLIA LANDING LN	Clear	Dry	Angle		Right Angle	No Injury	No Injury	DAY
25720349	2023	6/2/2023 11:21	2	3	Lee	MAGNOLIA LANDING LN	0		NTAMIA MI TRL	Cloudy	Dry	Angle		Right Angle	Serious Injury	Incapacitating Injury	DAY
26023873	2023	10/2/2023 5:14	1	1	Lee	NTAMIA MI TRL	705	North	FRENCH CREEK LN	Clear	Dry	Angle		Animal	No Injury	No Injury	NIGHT

APPENDIX D

TRAFFIC SIGNAL WARRANT SUMMARY

TRAFFIC SIGNAL WARRANT SUMMARY

Introduction

- The Signal Warrant Analysis Spreadsheets are a tool for assisting traffic engineers when evaluating the need for a traffic signal installation
 - The filled spreadsheets can be used as part of the supporting documents for the signal warrant evaluation
- Note: This templates are a useful resource, but it remains necessary to apply engineering judgment and to consider specific environmental, traffic, geometric, and operational conditions

Instructions

Fill in "Orange" areas only

Automated cells based on in Input Data in "orange" cells

General Information

Fill in below the general information including:

District, County (drop-down menu)

City, Engineer, Date

Major and Minor Street with corresponding number of lanes and speed limits

Enter Eight Hour Volumes

Any 8 hours of an average day. Major-street and minor-street volumes shall be for the same 8 hours; however, the 8 hours satisfied in Condition A shall **not** be required to be the same 8 hours satisfied in Condition B **for 80% columns only**. On the minor street, the higher volume shall not be required to be on the same approach during each of the 8 hours.

Enter Four Hour Volumes

Any 4 hours of an average day. Vehicles per hour on the major street (total of both approaches) and the corresponding vehicles per hour on the higher-volume minor-street approach (one direction only, not required to be on the same approach during each of the 4 hours)

Enter Pedestrian Volumes (4-hr) Pedestrians per hour crossing the major street (total of all crossings)

Vehicular: Any four consecutive 15-minute periods of an average day

Pedestrian: Any four consecutive 15-minute periods of an average day representing the vehicles per hour on the major street (total of both approaches) and the corresponding pedestrians per hour crossing the major street (total of all crossings)

Enter Peak Hour Volumes

Input Data

City: **North Fort Myers**
County: **12 – Lee**
District: **One**

Engineer: **Stephen Jansen**
Date: **April 1, 2025**

Major Street: **US 41**
Minor Street: **Magnolia Landings L**

Major Street # Lanes: **2**
Minor Street # Lanes: **1**

Major Approach Speed: **55**
Minor Approach Speed: **25**

Eight Hour Volumes (Condition A)			For Warrant 7
Hours	Major Street (total of both approaches)	Minor Street (one direction only)	Ped Crossings on Major Street
8:00 AM	1750	91	
9:00 AM	2022	111	
10:00 AM	2322	107	
11:00 AM	1915	96	
12:00 PM	1694	118	
2:00 PM	1650	116	
3:00 PM	1672	90	
4:00 PM	1982	98	

Eight Hour Volumes (Condition B)		
Hours	Major Street (total of both approaches)	Minor Street (one direction only)
8:00 AM	1750	91
9:00 AM	2022	111
10:00 AM	2322	107
11:00 AM	1915	96
12:00 PM	1694	118
2:00 PM	1650	116
3:00 PM	1672	90
4:00 PM	1982	98

Highest Four Hour Vehicular Volumes		
Hours	Major Street (total of both approaches)	Minor Street (one direction only)
9:00 AM	2022	111
10:00 AM	2322	107
12:00 PM	1694	118
2:00 PM	1650	116

Highest Four Hour Pedestrian Volumes		
Hours	Major Street (total of both approaches)	Pedestrian Crossings on Major Street

Vehicular Peak Hour Volumes		
Peak Hour	Major Street (total of both approaches)	Total Entering Volume

Pedestrian Peak Hour Volumes	
Peak Hour	Pedestrian Crossing Volumes on Major Street

State of Florida Department of Transportation

TRAFFIC SIGNAL WARRANT SUMMARY

Form 750-020-01
TRAFFIC ENGINEERING
20

City: **North Fort Myers**
County: **12 – Lee**
District: **One**

Engineer: **Stephen Jansen**
Date: **April 1, 2025**

Major Street: **US 41**
Minor Street: **Magnolia Landings Ln**

Lanes: **2** Major Approach Speed: **55**
Lanes: **1** Minor Approach Speed: **25**

MUTCD Electronic Reference to Chapter 4: <http://mutcd.fhwa.dot.gov/pdfs/2009r1r2/part4.pdf>

Volume Level Criteria

1. Is the posted speed or 85th-percentile of major street > 40 mph? ☒ Yes ☐ No
2. Is the intersection in a built-up area of an isolated community with a population < 10,000? ☐ Yes ☒ No
- "70%" volume level **may** be used if Question 1 **or** 2 above is answered "Yes" ☒ MAY ☒ 70% ☐ 100%

WARRANT 1 - EIGHT-HOUR VEHICULAR VOLUME

Warrant 1 is satisfied if Condition A **or** Condition B is "100%" satisfied for eight hours ☐ Yes ☒ No

Warrant 1 is also satisfied if both Condition A **and** Condition B are "80%" satisfied (should only be applied after an adequate trial of other alternatives that could cause less delay and inconvenience to traffic has failed to solve the traffic problems). ☐ Yes ☒ No

Warrant 1 is satisfied if Condition A **or** Condition B is "70%" satisfied for eight hours ☒ Yes ☐ No

Condition A - Minimum Vehicular Volume

Condition A is intended for application at locations where a large volume of intersecting traffic is the principal reason to consider installing a traffic control signal.

Applicable: ☒ Yes ☐ No

100% Satisfied ☐ Yes ☒ No

80% Satisfied ☐ Yes ☒ No

70% Satisfied ☐ Yes ☒ No

Number of Lanes for moving traffic on each approach		Vehicles per hour on major-street (total of both approaches)			Vehicles per hour on minor-street (one direction only)		
Major	Minor	100% ^a	80% ^b	70% ^c	100% ^a	80% ^b	70% ^c
1	1	500	400	350	150	120	105
2 or more	1	600	480	420	150	120	105
2 or more	2 or more	600	480	420	200	160	140
1	2 or more	500	400	350	200	160	140

^a Basic Minimum hourly volume

^b Used for combination of Conditions A and B after adequate trial of other remedial measures

^c May be used when the major-street speed exceeds 40 mph or in an isolated community with a population of less than 10,000

Record 8 highest hours and the corresponding major-street and minor-street volumes in the Instructions Sheet.

Street	Eight Highest Hours							
	8:00 AM	9:00 AM	10:00 AM	11:00 AM	12:00 PM	2:00 PM	3:00 PM	4:00 PM
Major	1,750	2,022	2,322	1,915	1,694	1,650	1,672	1,982
Minor	91	111	107	96	118	116	90	98

Existing Volumes

State of Florida Department of Transportation
TRAFFIC SIGNAL WARRANT SUMMARY

Condition B - Interruption of Continuous Traffic

Condition B is intended for application where Condition A is not satisfied and the traffic volume on a major street is so heavy that traffic on the minor intersecting street suffers excessive delay or conflict in entering or crossing the major street.

Applicable ☒ Yes ☐ No
100% Satisfied ☒ Yes ☐ No
80% Satisfied ☒ Yes ☐ No
70% Satisfied ☒ Yes ☐ No

Number of Lanes for moving traffic on each approach		Vehicles per hour on major-street (total of both approaches)			Vehicles per hour on minor-street (one direction only)		
Major	Minor	100% ^a	80% ^b	70% ^c	100% ^a	80% ^b	70% ^c
1	1	750	600	525	75	60	53
2 or more	1	900	720	630	75	60	53
2 or more	2 or more	900	720	630	100	80	70
1	2 or more	750	600	525	100	80	70

^a Basic Minimum hourly volume

^b Used for combination of Conditions A and B after adequate trial of other remedial measures

^c May be used when the major-street speed exceeds 40 mph or in an isolated community with a population of less than 10,000

Record 8 highest hours and the corresponding major-street and minor-street volumes in the Instructions Sheet.

Eight Highest Hours								
Street	8:00 AM	9:00 AM	10:00 AM	11:00 AM	12:00 PM	2:00 PM	3:00 PM	4:00 PM
Major	1,750	2,022	2,322	1,915	1,694	1,650	1,672	1,982
Minor	91	111	107	96	118	116	90	98

Existing Volumes

State of Florida Department of Transportation

TRAFFIC SIGNAL WARRANT SUMMARY

Form 750-020-01
TRAFFIC ENGINEERING
October 2020

City: **North Fort Myers**
County: **12 – Lee**
District: **One**

Engineer: **Stephen Jansen**
Date: **April 1, 2025**

Major Street: **US 41** Lanes: **2** Major Approach Speed: **55**
Minor Street: **Magnolia Landings Ln** Lanes: **1** Minor Approach Speed: **25**

MUTCD Electronic Reference to Chapter 4: <http://mutcd.fhwa.dot.gov/pdfs/2009r1r2/part4.pdf>

Volume Level Criteria

1. Is the posted speed or 85th-percentile of major street > 40 mph? ☒ Yes ☐ No
 2. Is the intersection in a built-up area of an isolated community with a population < 10,000? ☐ Yes ☒ No
- "70%" volume level **may** be used if Question 1 **or** 2 above is answered "Yes" ☒ MAY ☐ 70% ☐ 100%

WARRANT 2 - FOUR-HOUR VEHICULAR VOLUME

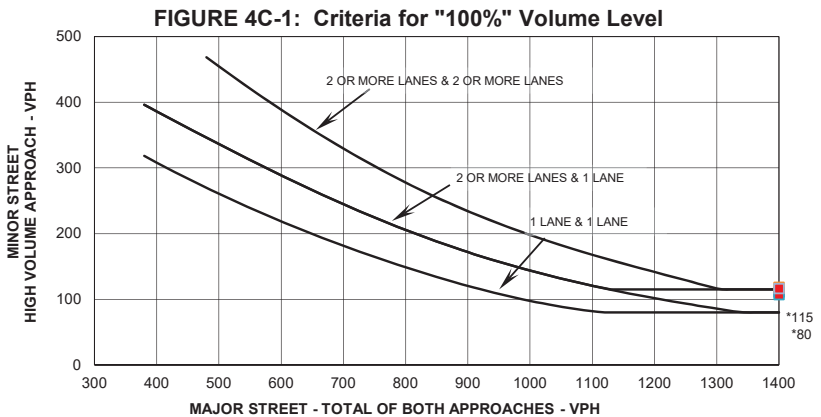
If all four points lie above the appropriate line, then the warrant is satisfied.

Applicable: ☒ Yes ☐ No
Satisfied: ☒ Yes ☐ No

Plot four volume combinations on the applicable figure below.

100% Volume Level

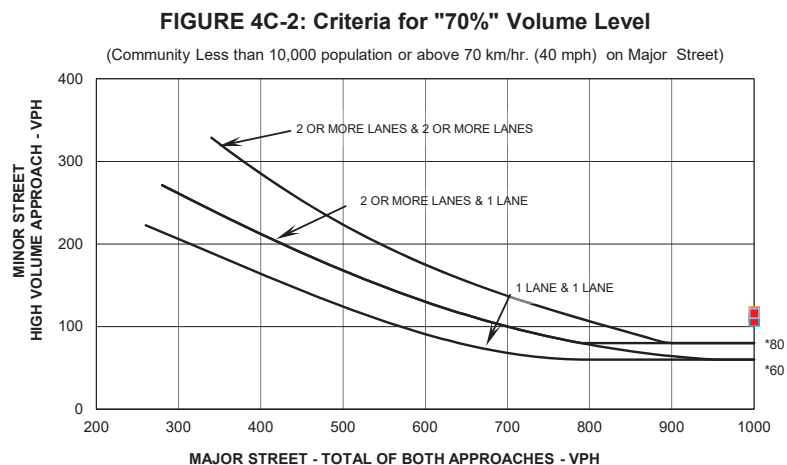
Four Highest Hours	Volumes	
	Major Street	Minor Street
9:00 AM	2022	111
10:00 AM	2322	107
2:00 PM	1650	118
4:00 PM	1982	116



* Note: 115 ph. applies as the lower threshold volume for a minor street approach with two or more lanes and 80 mph applies as the lower threshold volume threshold for a minor street approach with one lane.

70% Volume Level

Four Highest Hours	Volumes	
	Major Street	Minor Street
9:00 AM	2022	111
10:00 AM	2322	107
2:00 PM	1650	118
4:00 PM	1982	116



* Note: 80 ph. applies as the lower threshold volume for a minor street approach with two or more lanes and 60 ph. applies as the lower threshold volume threshold for a minor street approach with one lane.

State of Florida Department of Transportation

TRAFFIC SIGNAL WARRANT SUMMARY

Form 750-020-01
TRAFFIC ENGINEERING
October 2020

City: **North Fort Myers**
County: **12 – Lee**
District: **One**

Engineer: **Stephen Jansen**
Date: **April 1, 2025**

Major Street: **US 41**
Minor Street: **Magnolia Landings Ln**

Lanes: **2** Major Approach Speed: **55**
Lanes: **1** Minor Approach Speed: **25**

MUTCD Electronic Reference to Chapter 4: <http://mutcd.fhwa.dot.gov/pdfs/2009r1r2/part4.pdf>

Volume Level Criteria

1. Is the posted speed or 85th-percentile of major street > 40 mph? ☒ Yes ☐ No
 2. Is the intersection in a built-up area of an isolated community with a population < 10,000? ☐ Yes ☒ No
- "70%" volume level **may** be used if Question 1 **or** 2 above is answered "Yes" ☐ MAY ☒ 70% ☐ 100%

WARRANT 3 - PEAK HOUR

*If all three criteria are fulfilled **or** the plotted point lies above the appropriate line, then the warrant is satisfied.*

Applicable: ☐ Yes ☒ No
Satisfied: ☐ Yes ☐ No

Unusual condition justifying use of warrant:

Industrial Complex

Record hour when criteria are fulfilled and the corresponding delay or volume in boxes provided.

Peak Hour 100% Volume		
Time	Major Vol.	Minor Vol.

Peak Hour 70% Volume		
Time	Major Vol.	Minor Vol.

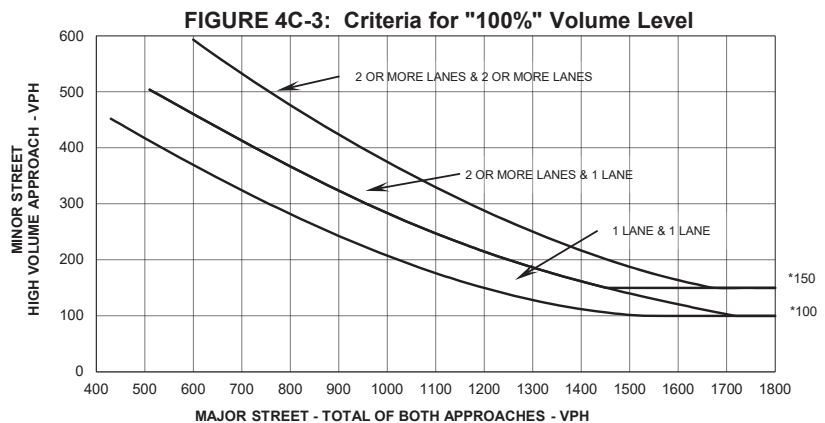
Criteria

1. Delay on Minor Approach *(vehicle-hours)		
Approach Lanes	1	2
Delay Criteria*	4.0	5.0
Delay*		
Fulfilled?:	<input type="checkbox"/> Yes	<input type="checkbox"/> No

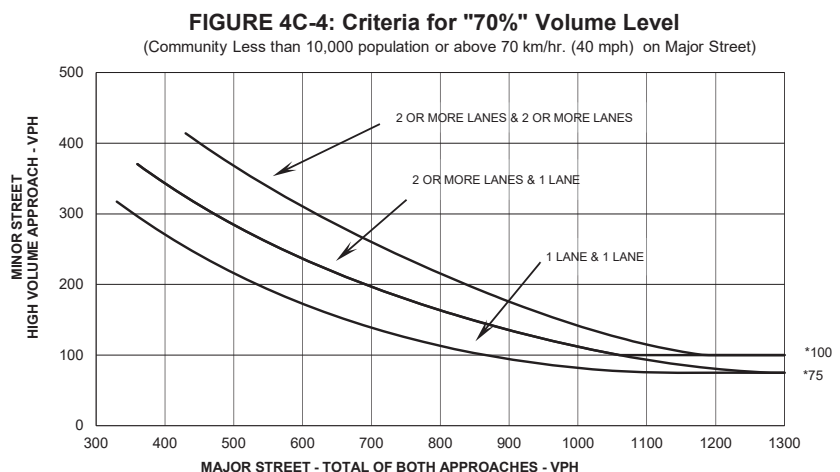
2. Volume on Minor Approach One-Direction *(vehicles per hour)		
Approach Lanes	1	2
Volume Criteria*	100	150
Volume*		
Fulfilled?:	<input type="checkbox"/> Yes	<input type="checkbox"/> No

3. Total Intersection Entering Volume *(vehicles per hour)		
No. of Approaches	3	4
Volume Criteria*	650	800
Volume*		
Fulfilled?:	<input type="checkbox"/> Yes	<input type="checkbox"/> No

Plot volume combination on the applicable figure below.



* Note: 150 vph applies as the lower threshold volume for a minor street approach with two or more lanes and 100 vph applies as the lower threshold volume threshold for a minor street approach with one lane.



* Note: 100 ph. applies as the lower threshold volume for a minor street approach with two or more lanes and 75 phi applies as the lower threshold volume threshold for a minor street approach with one lane.

State of Florida Department of Transportation
TRAFFIC SIGNAL WARRANT SUMMARY

Form 750-020-01
TRAFFIC ENGINEERING
October 2020

City: **North Fort Myers**
County: **12 – Lee**
District: **One**

Engineer: **Stephen Jansen**
Date: **April 1, 2025**

Major Street: **US 41**
Minor Street: **Magnolia Landings Ln**

Lanes: **2**
Lanes: **1**

Major Approach Speed: **55**
Minor Approach Speed: **25**

MUTCD Electronic Reference to Chapter 4: <http://mutcd.fhwa.dot.gov/pdfs/2009r1r2/part4.pdf>

Volume Level Criteria

1. Is the posted speed or 85th-percentile of major street > 35 mph?
2. Is the intersection in a built-up area of an isolated community with a population < 10,000?

☒ Yes ☐ No

☐ Yes ☒ No

"70%" volume level **may** be used if Question 1 **or** 2 above is answered "Yes"

☒ MAY

☒ 70% ☐ 100%

Option

*Pedestrian volume crossing the major street **may** be reduced as much as 50% if the 15th-percentile crossing speed of pedestrians is less than 3.5 ft/sec. A walking speed study was conducted which reported a pedestrian speed less than 3.5 ft/sec for the 15th percentile.*

☐ Yes ☐ No

WARRANT 4 - PEDESTRIAN VOLUME

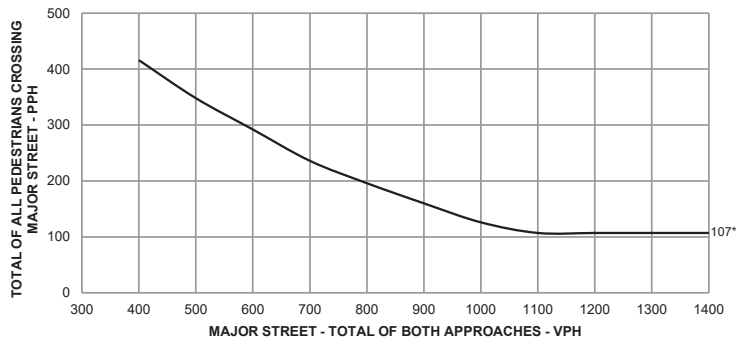
For each of any 4 hours of an average day, the plotted points lie above the appropriate line, then the warrant is satisfied.

Applicable: ☐ Yes ☒ No

Satisfied: ☐ Yes ☐ No

Plot four volume combinations on the applicable figure below.

Figure 4C-5. Criteria for "100%" Volume Level

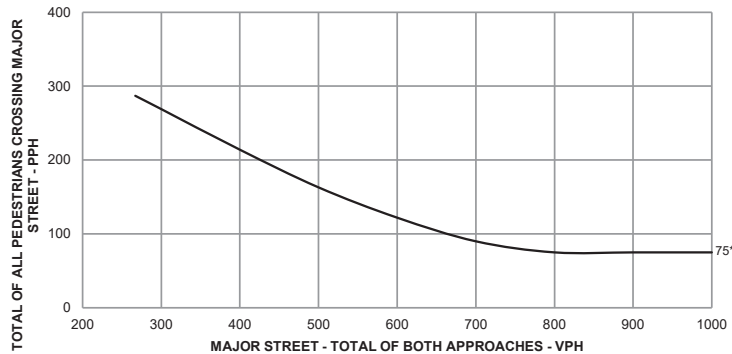


* Note: 107 pph applies as the lower threshold volume for 100% volume level

100% Volume Level

Four Highest Hours	Volumes	
	Major Street	Pedestrian Total

Figure 4C-6 Criteria for "70%" Volume Level



* Note: 75 pph applies as the lower threshold volume for 70% volume level

70% Volume Level

Four Highest Hours	Volumes	
	Major Street	Pedestrian Total

WARRANT 4 - PEDESTRIAN VOLUME

For 1 hour (any four consecutive 15-minute periods) of an average day, the plotted point falls above the appropriate line, then the warrant is satisfied.

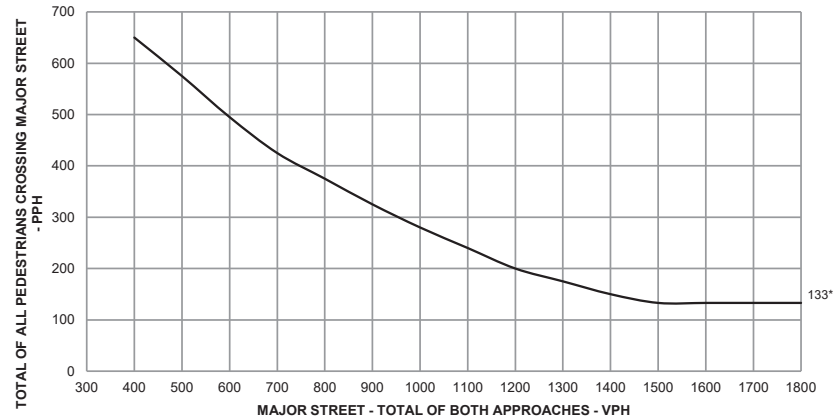
Applicable: ☐ Yes ☒ No
Satisfied: ☐ Yes ☐ No

Plot one volume combination on the applicable figure below.

100% Volume Level

Peak Hour	Volumes	
	Major Street	Pedestrian Total

Figure 4C-7. Criteria for "100%" Volume Level - Peak Hour

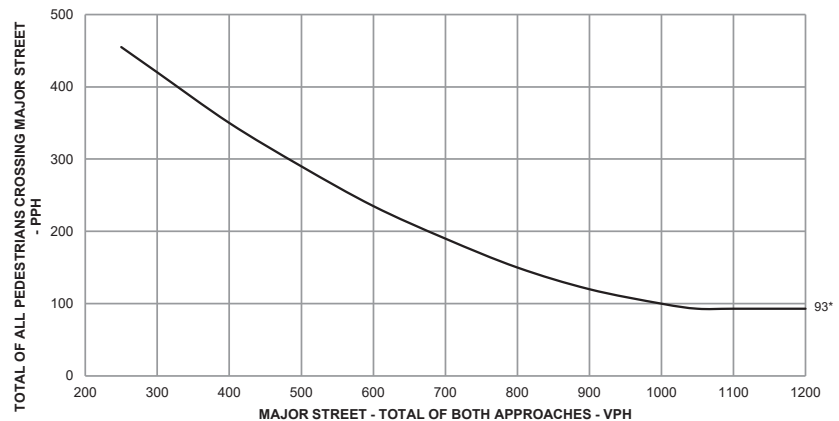


* Note: 133 pph applies as the lower threshold volume

70% Volume Level

Peak Hour	Volumes	
	Major Street	Pedestrian Total

Figure 4C-8 Criteria for "70%" Volume Level - Peak Hour



* Note: 93 pph applies as the lower threshold volume

State of Florida Department of Transportation
TRAFFIC SIGNAL WARRANT SUMMARY

Form 750-020-01
TRAFFIC ENGINEERING
October 2020

City: **North Fort Myers**
County: **12 – Lee**
District: **One**

Engineer: **Stephen Jansen**
Date: **April 1, 2025**

Major Street: **US 41** Lanes: **2** Major Approach Speed: **55**
Minor Street: **Magnolia Landings Ln** Lanes: **1** Minor Approach Speed: **25**

MUTCD Electronic Reference to Chapter 4: <http://mutcd.fhwa.dot.gov/pdfs/2009r1r2/part4.pdf>

WARRANT 5 - SCHOOL CROSSING

Record hours where criteria are fulfilled and the corresponding volume or gap frequency in the boxes provided. The warrant is satisfied if all three of the criteria are fulfilled.

Applicable: ☐ Yes ☒ No

Satisfied: ☐ Yes ☐ No

Criteria				Fulfilled?	
				Yes	No
1. There are a minimum of 20 students crossing the major street during the highest crossing hour.	Students:	Hour:			
2. There are fewer adequate gaps in the major street traffic stream during the period when the children are using the established school crossing than the number of minutes in the same period.	Minutes:		Gaps:		
3. The nearest traffic signal along the major street is located more than 300 ft. (90 m) away, or the nearest signal is within 300 ft. (90 m) but the proposed traffic signal will not restrict the progressive movement of traffic.					

State of Florida Department of Transportation

TRAFFIC SIGNAL WARRANT SUMMARY

Form 750-020-01
TRAFFIC ENGINEERING
October 2020

City: **North Fort Myers**
County: **12 – Lee**
District: **One**

Engineer: **Stephen Jansen**
Date: **April 1, 2025**

Major Street: **US 41**
Minor Street: **Magnolia Landings Ln**

Lanes: **2**
Lanes: **1**

Major Approach Speed: **55**
Minor Approach Speed: **25**

MUTCD Electronic Reference to Chapter 4: <http://mutcd.fhwa.dot.gov/pdfs/2009r1r2/part4.pdf>

WARRANT 6 - COORDINATED SIGNAL SYSTEM

Indicate if the criteria are fulfilled in the boxes provided. The warrant is satisfied if either criterion is fulfilled. This warrant should not be applied when the resulting signal spacing would be less than 300 m (1,000 ft.).

Applicable: ☐ Yes ☒ No
Satisfied: ☐ Yes ☐ No

Criteria	Fulfilled?	
	Yes	No
1. On a one-way street or a street that has traffic predominately in one direction, the adjacent signals are so far apart that they do not provide the necessary degree of vehicle platooning.		
2. On a two-way street, adjacent signals do not provide the necessary degree of platooning, and the proposed and adjacent signals will collectively provide a progressive operation.		

State of Florida Department of Transportation
TRAFFIC SIGNAL WARRANT SUMMARY

Form 750-020-01
TRAFFIC ENGINEERING
October 2020

City: **North Fort Myers**
County: **12 – Lee**
District: **One**

Engineer: **Stephen Jansen**
Date: **April 1, 2025**

Major Street: **US 41**
Minor Street: **Magnolia Landings Ln**

Lanes: **2** Major Approach Speed: **55**
Lanes: **1** Minor Approach Speed: **25**

MUTCD Electronic Reference to Chapter 4: <http://mutcd.fhwa.dot.gov/pdfs/2009r1r2/part4.pdf>

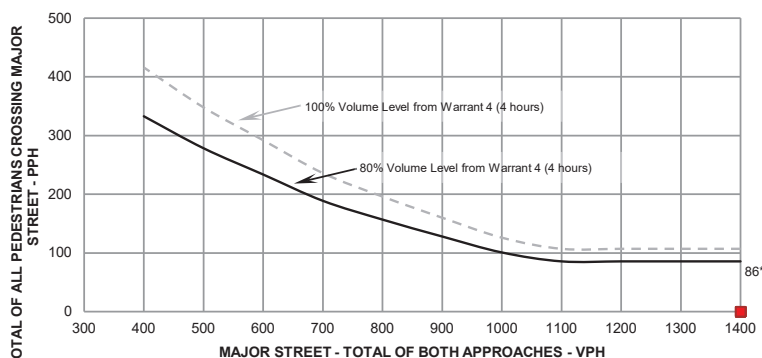
WARRANT 7 - CRASH EXPERIENCE

Record hours where criteria are fulfilled, the corresponding volume, and other information in the boxes provided. The warrant is satisfied if **all three** of the criteria are fulfilled.

Applicable: ☒ Yes ☐ No
Satisfied: ☐ Yes ☒ No

Criteria					Fulfilled?	
					Yes	No
1. Adequate trial of other remedial measure has failed to reduce crash frequency.	Measure tried:	None				No
2. Five or more reported crashes, of types susceptible to correction by signal, have occurred within a 12-month period.	Observed Crash Types:	Angle, Right-angle	Number of crashes per 12 months:	5	Yes	
3. One of the following volume warrants is met:					Met?	
Warrant 1, Condition A (80% satisfied), or					No	Yes
Warrant 1, Condition B (80% satisfied), or					Yes	
Warrant 1, Condition B (56% satisfied)						
Warrant 4, Pedestrian Volume satisfied at 80% of volume requirements for any 8 hours of an average day.	Hour	Major Street Volume	Ped Crossings		No	
	8:00 AM	1750				
	9:00 AM	2022				
	10:00 AM	2322				
	11:00 AM	1915				
	12:00 PM	1694				
	2:00 PM	1650				
	3:00 PM	1672				
	4:00 PM	1982				

Figure 4C-5. Criteria for "100%" Volume Level



* Note: 86 pph applies as the lower threshold volume for the 80% volume threshold.

State of Florida Department of Transportation

TRAFFIC SIGNAL WARRANT SUMMARY

Form 750-020-01
TRAFFIC ENGINEERING
October 2020

City: **North Fort Myers**
County: **12 – Lee**
District: **One**

Engineer: **Stephen Jansen**
Date: **April 1, 2025**

Major Street: **US 41**
Minor Street: **Magnolia Landings Ln**

Lanes: **2** Major Approach Speed: **55**
Lanes: **1** Minor Approach Speed: **25**

MUTCD Electronic Reference to Chapter 4:

[1299](#)

WARRANT 8 - ROADWAY NETWORK

Record hours where criteria are fulfilled, and the corresponding volume or other information in the boxes provided. The warrant is satisfied if at least one of the criteria is fulfilled and if all intersecting routes have one or more of the Major Route characteristics listed.

Applicable: ☐ Yes ☒ No

Satisfied: ☐ Yes ☐ No

Criteria							Met?		Fulfilled?	
							Yes	No	Yes	No
1. Both of the criteria to the right are met.	a. Total entering volume of at least 1,000 veh/hr during a typical weekday peak hour.				Entering Volume:					
	b. Five-year projected volumes that satisfy one or more of Warrants 1, 2, or 3.				Warrant:	1	2	3		
				Satisfied?:						
2. Total entering volume at least 1,000 veh/hr for each of any 5 hrs of a non-normal business day (Sat. or Sun.)	11:00 AM	12:00 PM	1:00 PM	2:00 PM	3:00 PM	← Hour				
						← Volume				

Characteristics of Major Routes							Met?		Fulfilled?	
							Yes	No	Yes	No
1. Part of the street or highway system that serves as the principal roadway network for through traffic flow.	Major Street:									
	Minor Street:									
2. Rural or suburban highway outside of, entering, or traversing a city.	Major Street:									
	Minor Street:									
3. Appears as a major route on an official plan.	Major Street:									
	Minor Street:									

State of Florida Department of Transportation

TRAFFIC SIGNAL WARRANT SUMMARY

Form 750-020-01
TRAFFIC ENGINEERING
October 2020

City: **North Fort Myers**
County: **12 – Lee**
District: **One**

Engineer: **Stephen Jansen**
Date: **April 1, 2025**

Major Street: **US 41** Lanes: **2** Major Approach Speed: **55**
Minor Street: **Magnolia Landings Ln** Lanes: **1** Minor Approach Speed: **25**

MUTCD Electronic Reference to Chapter 4: <http://mutcd.fhwa.dot.gov/pdfs/2009r1r2/part4.pdf>

Approach Lane Criteria

1. How many approach lanes are there at the track crossing? ☐ 1 ☐ 2 or more
If there is 1 lane, use Figure 4C-9 and if there are 2 or more, use Figure 4C-10. ☐ Fig 4C-9 ☐ Fig 4C-10

WARRANT 9 - INTERSECTION NEAR A GRADE CROSSING

This signal warrant should be applied only after adequate consideration has been given to other alternatives or after a trial of an alternative has failed to alleviate the safety concerns associated with the grade crossing.

Indicate if both criteria are fulfilled in the boxes provided. The warrant is satisfied if both criteria are met.

Applicable: ☐ Yes ☒ No
Satisfied: ☐ Yes ☐ No

Criteria	Fulfilled?	
	Yes	No
1. A grade crossing exists on an approach controlled by a STOP or YIELD sign and the center of the track nearest to the intersection is within 140 feet of the stop line or yield line on the approach; and	<input type="checkbox"/>	<input type="checkbox"/>
2. During the highest traffic volume hour during which the rail uses the crossing, the plotted point falls above the applicable curve for the existing combination of approach lanes over the track and the distance D (clear storage distance).	<input type="checkbox"/>	<input type="checkbox"/>

Use the following tables (4C-2, 4C-3, and 4C-4 to appropriately adjust the minor-street approach volume).

Inputs

Occurrences of Rail traffic per day
% of High Occupancy Buses on Approach Lane at Track Crossing
Enter D (feet)
% of Tractor-Trailer Trucks on Approach Lane at Track Crossing

Adjustment Factors from Tables

	1.00
	0.50

Table 4C-2. Adjustment Factor for Daily Frequency of Rail Traffic

Rail Traffic per Day	Adjustment Factor
1	0.67
2	0.91
3 to 5	1.00
6 to 8	1.18
9 to 11	1.25
12 or more	1.33

Table 4C-3. Adjustment Factor for Percentage of High-Occupancy Buses

% of High-Occupancy Buses* on Minor Street Approach	Adjustment Factor
0%	1.00
2%	1.09
4%	1.19
6% or more	1.32

* A high-occupancy bus is defined as a bus occupied by at least 20 people

Table 4C-4. Adjustment Factor for Percentage of Tractor-Trailer Trucks

% of Tractor-Trailer Trucks on Minor-Street Approach	Adjustment Factor	
	D less than 70 feet	D of 70 feet or more
0% to 2.5%	0.50	0.50
2.6% to 7.5%	0.75	0.75
7.6% to 12.5%	1.00	1.00
12.6% to 17.5%	2.30	1.15
17.6% to 22.5%	2.70	1.35
22.6% to 27.5%	3.28	1.64
More than 27.5%	4.18	2.09

Input the major and minor street volumes before adjustment factors are applied

1 Approach Lane		
D (ft)	Major Vol.	Minor Vol.

After adjustment factors are applied

1 Approach Lane w/Factors		
D (ft)	Major Vol.	Minor Vol.

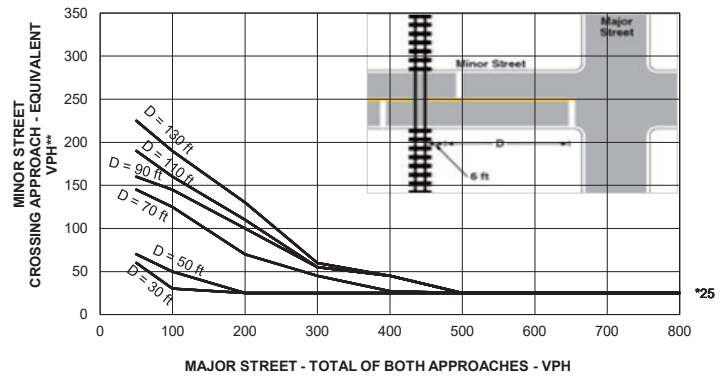
Input D and the major and minor street volumes before adjustment factors are applied

2 or more Approach Lanes		
D (ft)	Major Vol.	Minor Vol.

After adjustment factors are applied

2+ Approach Lane w/Factors		
D (ft)	Major Vol.	Minor Vol.

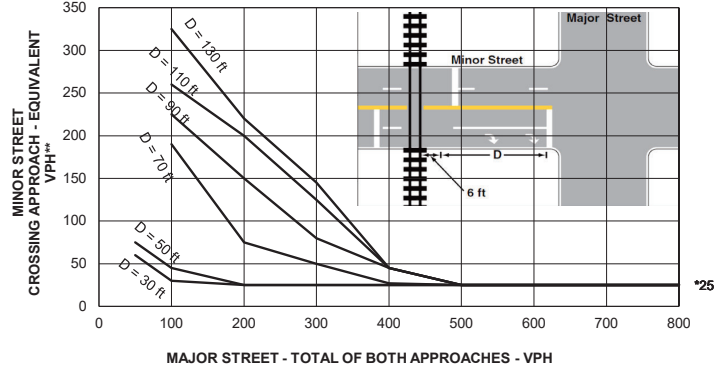
FIGURE 4C-9: Criteria for 1 Approach Lane at the Track Crossing



* Note: 25 vph applies as the lower threshold volume

**Note: VPH after applying the adjustment factors in Tables 4C-2, 4C, and or 4C-4, if appropriate

FIGURE 4C-10: Criteria for 2+ Approach Lanes at Track Crossing



* Note: 25 vph applies as the lower threshold volume

**Note: VPH after applying the adjustment factors in Tables 4C-2, 4C, and or 4C-4, if appropriate

TRAFFIC SIGNAL WARRANT SUMMARY

City: **North Fort Myers**
 County: **12 – Lee**
 District: **One**

Engineer: **Stephen Jansen**
 Date: **April 1, 2025**

Major Street: **US 41**
 Minor Street: **Magnolia Landings Ln**

Lanes: **2**
 Lanes: **1**

Major Approach Speed: **55**
 Minor Approach Speed: **25**

MUTCD Electronic Reference to Chapter 4: <http://mutcd.fhwa.dot.gov/pdfs/2009r1r2/part4.pdf>

CONCLUSIONS

Remarks:

WARRANTS SATISFIED:

Warrant 1	<input type="checkbox"/> Not Applicable	<input checked="" type="checkbox"/> Met	<input type="checkbox"/> Not Met
Warrant 2	<input type="checkbox"/> Not Applicable	<input checked="" type="checkbox"/> Met	<input type="checkbox"/> Not Met
Warrant 3	<input checked="" type="checkbox"/> Not Applicable	<input type="checkbox"/> Met	<input type="checkbox"/> Not Met
Warrant 4	<input checked="" type="checkbox"/> Not Applicable	<input type="checkbox"/> Met	<input type="checkbox"/> Not Met
Warrant 5	<input checked="" type="checkbox"/> Not Applicable	<input type="checkbox"/> Met	<input type="checkbox"/> Not Met
Warrant 6	<input checked="" type="checkbox"/> Not Applicable	<input type="checkbox"/> Met	<input type="checkbox"/> Not Met
Warrant 7	<input type="checkbox"/> Not Applicable	<input type="checkbox"/> Met	<input checked="" type="checkbox"/> Not Met
Warrant 8	<input checked="" type="checkbox"/> Not Applicable	<input type="checkbox"/> Met	<input type="checkbox"/> Not Met
Warrant 9	<input checked="" type="checkbox"/> Not Applicable	<input type="checkbox"/> Met	<input type="checkbox"/> Not Met

Tab 4

MAGNOLIA LANDING

CFM CDD

LANDSCAPE INSPECTION REPORT



September 3, 2025

Rizzetta & Company

Spencer Gonzales – Landscape Specialist



Rizzetta & Company
Professionals in Community Management

General Updates, Recent & Upcoming Maintenance Event

- Yellowstone continues to improve the property in both customer service and fulfillment compared to the previous vendor. Significant efforts have been made to enhance the main roads and parks.
- A new document or map needs to clearly define where responsibilities lie for each vendor. It has now been determined that yellow areas are easements and are the homeowner's responsibility moving forward. Yellowstone is taking over the medians and roundabouts, which were not previously part of their scope. This is good news, as these are areas where money is better spent rather than behind homes where nobody can see. However, these are significant scope changes, and for the health of the community the board and management companies onsite need to fully understand these boundaries in case a vendor changes again and the institutional knowledge leaves with them.
- Irrigation is the top priority. A thorough understanding of the current system and its capacity to sustain the existing landscape is essential. Once coverage has been assessed, Yellowstone can more accurately prepare, propose, and implement enhancements to improve the property.

The following are action items for Yellowstone Landscape to complete. Please refer to the item # in your response listing action already taken or anticipated time of completion. **Red text** indicates deficient from previous report. **Bold Red text** indicates deficient for more than a month. **Green text** indicates a proposal has been requested. **Blue** indicates irrigation. **Orange** is for Staff. **Bold underlined is either info or questions for the BOS.**

1. **Torpedo grass remains highly visible throughout many of the shrubs at the end of Crosswater. (Pic 1>)**
2. String trimming was not performed at the time of inspection along the edges up to the shrubs and hedges at the end of Crosswater, leaving longer grass where the mower could not reach and resulting in a visible mowhawk of grass along the edge.
3. The hedges are still largely covered with invasive vines growing over the top, and in some areas long grasses are growing up through the interior. Even without irrigation, and if excluded from base service, a cleanup is needed here This area could eventually serve a similar role as Redstone Park.



4. **Further decline of the magnolia at the end of Crosswater is noted, with more vines beginning to overtake the tree and further reducing the possibility of recovery. (Pic 4>)**



CROSSWATER DRIVE, ROLLING WATER WAY

5. When the next detailing is scheduled for the end of Crosswater, ensure the crew understands the long-term goals for species separation and general cleanup so the condition can improve over time if a cleanup proposal is not desired until after irrigation is installed.

6. Schedule a trim for the jasmine at the end of Crosswater. (Pic 6)



7. Invasive grasses remain dominant in the beds at the end of Crosswater. The chemical team needs to be especially aware of this location, as it is the only landscaped area on this side of the neighborhood. (Pic 7)>

8. A patch of browning turf, or more likely broadleaf weeds, is expanding at the end of Crosswater.



9. Strange mow lines around Lake 151—has there been a consensus on what's expected for each service around the lakes? (Pic 9)



10. There is a large dead hardwood on the edge of Lake 152 that could be proposed for removal. A flush cut should suffice, and beginning the planting of replacement canopy for the significant number of dead trees in the community would be a worthwhile effort. Trees define communities.

11. Is lake 176 being mowed by Yellowstone or Pinnacle?

12. The saturation levels around Lake 175 have been too high to support maintenance during each visit. This area may require opportunistic planning to ensure it is.....



CROSSWATER DRIVE, PRESERVE CART PATH, ADV

.... mowed within the short window when the ground is dry enough. (Pic 12)



13. Reel mower trimmings are being dumped along the border of the conservation area by the golf team. Since Yellowstone mowers do not produce waste like this, it is certainly a golf course team practice. This is a troubling issue, as the debris is being left in areas where Yellowstone is responsible for maintaining the border, and they should not be expected to clean up after a different company. (Pic 13)



14. Schedule a limb cutback of overextending slash pines and other hardwoods encroaching into the golf cart path. There is at least one widowmaker limb hanging from a pine near the entrance to the cart path. (Pic 14>)

15. Trees that are staked, braced, or propped along Lake 169 need to be inspected. If supports are no longer needed, they should be removed; if still necessary, they should be replaced. Several instances of improper staking were noted, including tape and other material still wrapped around trees and restricting growth. This should be addressed through a proposal.


16. The “last pass,” or the string-trimmed portions along the lakesides, was left uncut around some areas, including Lakes 169, 151, and others in limited cases.

17. At the end of Avenida Del Vera (ADV), mulch is limited around the Hole 7 sign. Whether turf has died off or the bed is shrinking, the area should be made uniform. (Pic 17)



18. At the end of ADV, the palm bed is struggling with weed pressure. Take care to time treatments around the rain.

19. The Cherry Lake roundabout has a declining hardwood that is unlikely to recover, at least not without becoming severely deformed. Consider proposing a replacement tree. (Pic 19)




20. Noting the excellent work cutting back the overgrowth near the conservation border at the end of Cherry Lake. The fenceline will eventually need to be completely cleared, or the vegetation will continue to encroach, damage property, invite pests and predators, and spread unwanted seeds throughout the community. It is also very unsightly. This is a **this is a long term goal or a large proposal. This work has been neglected for many years to get to the point it is at.**

21. Noting further dumping of reel mower clippings along the conservation border, this time on the cart path connecting to the end of the Cherry Lake roundabout, where a very large pile was observed. (Pic 21>)

22. The bed along the greenway and Lake 978 has no mulch, with exposed soil, debris, and palm stumps. A soft edge should be established.

23. Along ADV, more poor practices were observed in tree bracing and planting. For example, bracing by driving nails directly into the tree, as shown below, would warrant a certification report to the ISA. These trees should be assessed, and corrective measures proposed to preserve the significant expense and potential value they bring. (Pic 23)



24. Is the median near the cart path and mailboxes on ADV now included in the scope? If so, there is heavy torpedo grass pressure visible in the shrubs.

25. Across from the same median, between the cart path and the maintained lot, the beds were filled with recently trimmed debris. Is this area maintained by Pinnacle? (Pic 25)



26. Shady ladies planted along Corta are also planted and braced incorrectly.

27. Turf is continuing to decline along Corta where the trees are planted. Is this area maintained by Pinnacle? (Pic 27)



28. Crack weeds are present along the sidewalk on Corta. Please schedule a treatment in this area. Near lake 980 and 981.

29. The “last pass” or string trim portion around lake 980 is still present.

30. The landscaped area near the corner of Magnolia Landing and ADV, across from the golf course clubhouse, has improved in condition. However, the ground still needs additional preparation before it can be fully re-landscaped or mulched. (Pic 30>)



31. Here is a closer image of the type of bracing that has been performed, Unacceptable. (Pic 31)



32. The soft edge along the bed lining lake 161 on Sky Meadow could use a reestablishment.

33. There has been enormous improvement in the landscaped areas on either side of Sky Meadow bordering Lakes 162 and 165. The bed lines are being redefined, invasive grasses are being treated, and the trees within the space can now be appreciated. Great progress!

34. Dead pine in the landscaped area NEAR lake 165 that sits right on the edge of the turf and bed. This tree has potential human targets due to its proximity to the yard. This picture and description will....




SKY MEADOW, CHESTNUT RIDGE, & MAGNOLIA LANDING

.. serve as documentation of it's death, residential risk to safety and therefore can be removed without permit. (Pic 34)



35. Within the landscaped area on Skymeadow, an oak tree has a large hanger that does not pose an immediate risk due to its location outside of pathways. However, in the event of a storm, the branch could become a significant hazard as a projectile. (Pic 35)



36. In the same landscaped area, a recently planted oak tree has fallen over. With completely girdled roots and a hardened rootball, the tree will not establish and should be removed.

37. Redstone Park would greatly benefit from structural pruning, specifically using the smallest and fewest cuts possible....

...to establish dominant leaders, remove overextending branches, and eliminate crossing branches. (Pic 37a, 37b)



38. At the corner of Magnolia Landing and Chestnut Ridge, a trim had been performed recently at the time of inspection. Debris was left between the hedge rows. While it is understandable that some debris may remain after trimming, this instance is noted as we do not want it to become the standard. Crews were present elsewhere on the property, so it is possible the area was cleaned shortly after. (Pic 38>)

39. The magnolias on Magnolia Landing are showing uniform decline and dieback. Please provide a diagnosis and propose a treatment plan.



MAGNOLIA LANDING

40. The oak trees on Magnolia Landing have low-hanging branches that are close to conflicting with the understory plantings. Tree care should be included in the overall community project budgets, as this will likely require a multi-year phased plan to address the entire canopy. (Pic 40)



...grass growth where mowers cannot reach.
(Pic 43a, 43b)



41. Torpedo grass is emerging through the green island ficus in the entrance beds of the community.

42. Utility boxes were left open at what looks like post an inspection or repair. This was near the main entrance and monument. (Pic 42>)

43. Behind the monument, a tighter level of service is required. Tree rings still need soft edging, and string trimming is necessary to eliminate invasive....



PROPOSALS

1. For future proposals and budgeting, especially multi-year projects or timelines, a property-wide structural pruning program should be considered. While initially more expensive, regular and skilled maintenance will significantly reduce long-term costs and increase the appraised value of the trees. Beginning with Redstone Park as a demonstration area would be a practical and budget-feasible starting point. The community canopy involves more than appearance and general tree value; while those are important, the canopy also impacts future construction, permitting, environmental planning, and provides many additional benefits.



Tab 5



Proposal for
Magnolia Landing CFM/CDD

Belinda Blandon
Rizzetta & Company, Inc.
9530 Marketplace Road
Suite 206
Ft. Myers, FL 33912
bblandon@rizzetta.com

LOCATION OF PROPERTY

3006 Magnolia Landing Lane
North Fort Myers, FL 33917

Consolidated enhancements

DESCRIPTION	QTY	AMOUNT
Seasonal Annuals (1g)	180	\$1,260.00
Coontie (3g)	16	\$480.00
Jasmine Pinwheel (3g)	18	\$306.00
Croton Mammy (3g)	8	\$136.00
Dwarf Ixora Red (3g)	48	\$816.00
Planting Mix (yard) - Dirt	7	\$1,575.00
Coco Brown Mulch 2 cu ft	1,085	\$6,510.00
Enhancement Labor		\$11,700.00
Irrigation Labor		\$540.00
FireBush (7g)	6	\$360.00
Crushed Shell (yard) - Rock	13	\$1,430.00
Pinestraw bale - Mulch (FTM, NPL, NPLS)	70	\$700.00
Oyster Plant (1g)	32	\$320.00
Bahia (400 sq ft pallet) - Sod	5	\$1,500.00
Coconut Palm (per 1' CT FG)	18	\$4,410.00

This estimate is the consolidation of all proposals previously submitted.

This estimate includes all labor, materials, and delivery fees.

Terms and Conditions: Signature below authorizes Yellowstone to perform work as described in this proposal and verifies that the prices and specifications are hereby accepted. This quote is firm for 30 days and change in plans or scope may result in a change of price. All overdue balances will be charged a 1.5% a month, 18% annual percentage rate.

Limited Warranty: Plant material is under a limited warranty for one year. Transplanted material and/or plant material that dies due to conditions out of Yellowstone's control (i.e., Act of God, vandalism, inadequate irrigation due to water restrictions, etc.) shall not be included in the warranty.

AUTHORIZATION TO PERFORM WORK:

By _____

Print Name/Title

Date _____

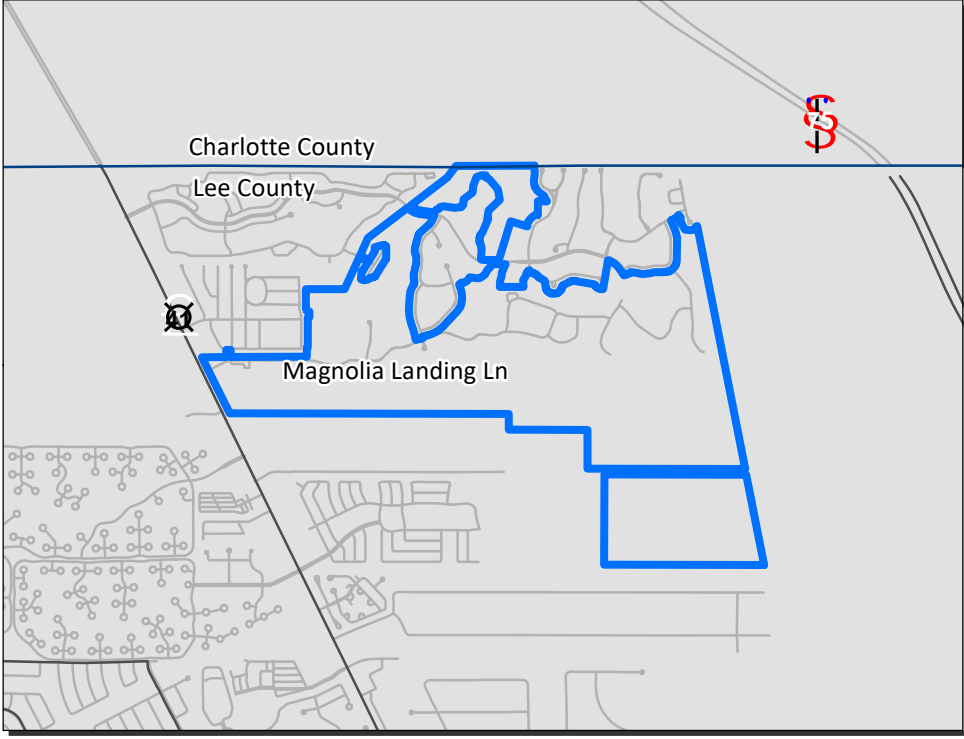
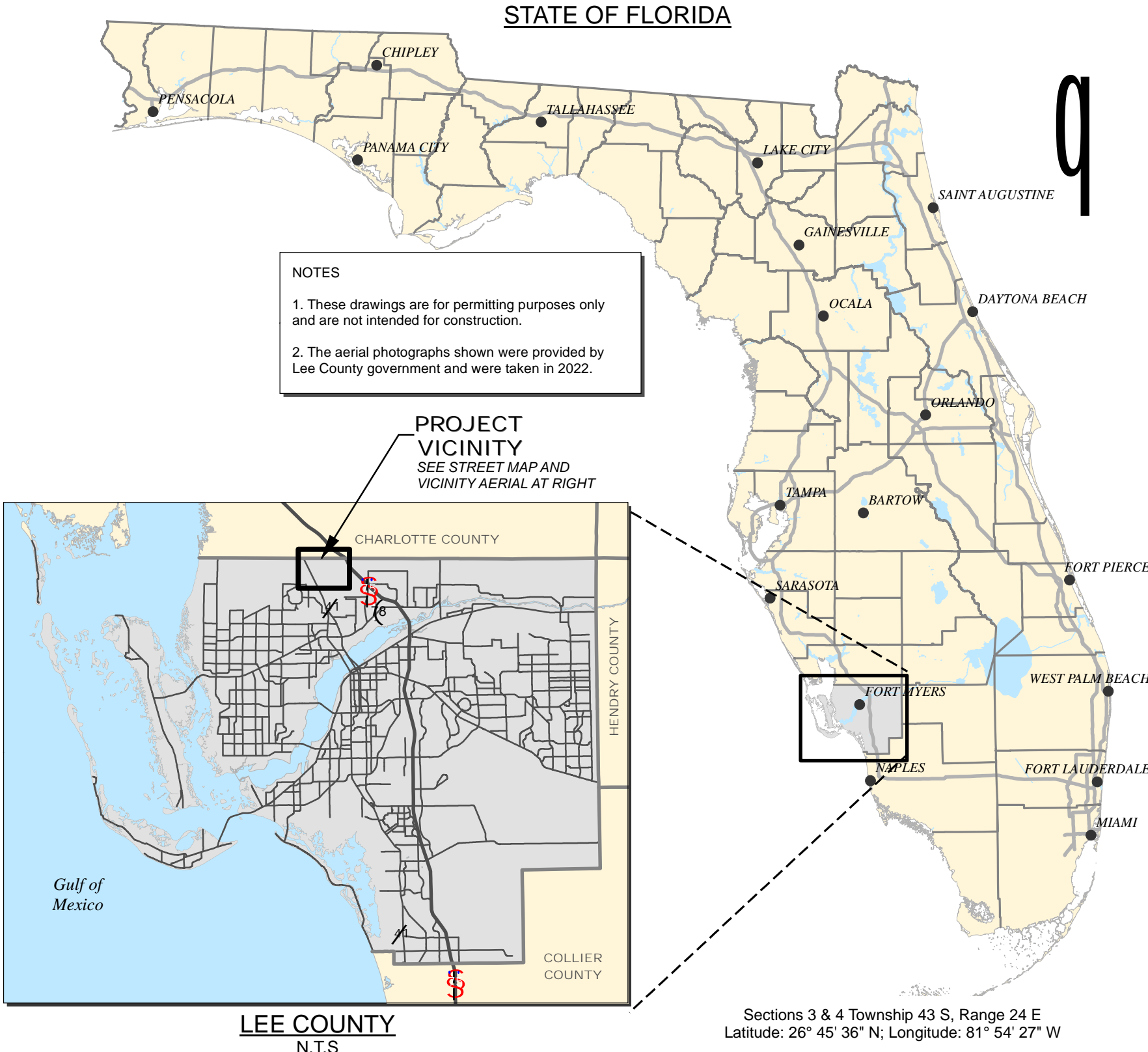
Magnolia Landing CFM/CDD

Subtotal	\$32,043.00
Sales Tax	\$0.00
Proposal Total	\$32,043.00

THIS IS NOT AN INVOICE

Tab 6

N:\20044888-001\20044888-001\ArcGIS\Sidewalk and Gutter Repair\Gutter Repair LocMapr.mxd Date: 8/7/2025 Time: 12:36:33 PM User: Brian Marino



Magnolia Landing
Curb and Valley Gutter Repairs
Lee County, Florida



JOHNSON ENGINEERING, INC.
2122 JOHNSON STREET
P.O. BOX 1550
FORT MYERS, FLORIDA 33902-1550
PHONE (239) 334-0046
E.B. #642 & L.B. #642

Location Map

DATE	PROJECT NO.	FILE NO.	SCALE	SHEET
August 2025	20044888-001	-	NTS	1



**Magnolia Landing
Curb and Valley Gutter Repairs
Lee County, Florida**

[illegible]

Gutter Repair Example Pictures by Priority

CFM Magnolia Landing Gutter Repair Priority List & Costs

Priority List 1

Priority	Picture	Length	Type	Unit Cost	Cost
Priority 1					
1	70149	4	Valley Gutter	\$45	\$180
1	70151	7	Valley Gutter	\$45	\$315
1	70152	4	Valley Gutter	\$45	\$180
1	70154	9	Valley Gutter	\$45	\$405
1	70156	6	Valley Gutter	\$45	\$270
1	70159	4	Valley Gutter	\$45	\$180
1	70160	4	Valley Gutter	\$45	\$180
1	70162	9	Valley Gutter	\$45	\$405
1	70164	6	Valley Gutter	\$45	\$270
1	70165	12	Valley Gutter	\$45	\$540
1	70171	4	Valley Gutter	\$45	\$180
1	70173	5	Valley Gutter	\$45	\$225
1	70175	17	Valley Gutter	\$45	\$765
1	70177	4	Valley Gutter	\$45	\$180
1	70178	4	Valley Gutter	\$45	\$180
1	70179	4	Valley Gutter	\$45	\$180
1	70180	6	Valley Gutter	\$45	\$270
1	70183	4	Valley Gutter	\$45	\$180
1	70185	27	Valley Gutter	\$45	\$1,215
1	70186	4	Curb Gutter	\$45	\$180
1	70189	4	Valley Gutter	\$45	\$180
1	70191	4	Valley Gutter	\$45	\$180
1	70192	4	Valley Gutter	\$45	\$180
1	70196	4	Valley Gutter	\$45	\$180
1	70198	4	Valley Gutter	\$45	\$180
1	70199	4	Valley Gutter	\$45	\$180
1	70201	4	Valley Gutter	\$45	\$180
1	70203	4	Valley Gutter	\$45	\$180
1	70204	4	Valley Gutter	\$45	\$180
1	70205	4	Valley Gutter	\$45	\$180
1	70207	4	Valley Gutter	\$45	\$180
1	70208	4	Valley Gutter	\$45	\$180
1	70210	4	Valley Gutter	\$45	\$180
1	70214	4	Valley Gutter	\$45	\$180
1	70216	4	Valley Gutter	\$45	\$180
1	70218	4	Valley Gutter	\$45	\$180
1	70219	4	Valley Gutter	\$45	\$180
1	70220	4	Valley Gutter	\$45	\$180
1	70221	4	Valley Gutter	\$45	\$180
1	70222	4	Valley Gutter	\$45	\$180
1	70227	13	Valley Gutter	\$45	\$585
1	70229	11	Valley Gutter	\$45	\$495

Priority	Picture	Length	Type	Unit Cost	Cost
Priority 1					
1	70232	4	Valley Gutter	\$45	\$180
1	70233	4	Valley Gutter	\$45	\$180
1	70234	4	Valley Gutter	\$45	\$180
1	70235	5	Valley Gutter	\$45	\$225
1	70238	4	Valley Gutter	\$45	\$180
1	70240	4	Valley Gutter	\$45	\$180
1	70241	4	Curb Gutter	\$45	\$180
1	70242	4	Valley Gutter	\$45	\$180
1	70249	4	Valley Gutter	\$45	\$180
1	70250	17	Valley Gutter	\$45	\$765
1	70251	84	Valley Gutter	\$45	\$3,780
1	70252	5	Valley Gutter	\$45	\$225
1	70260	4	Valley Gutter	\$45	\$180
1	70263	16	Valley Gutter	\$45	\$720
1	70264	4	Valley Gutter	\$45	\$180
1	70268	12	Valley Gutter	\$45	\$540
1	70273	4	Valley Gutter	\$45	\$180
1	70276	4	Valley Gutter	\$45	\$180
1	70278	4	Valley Gutter	\$45	\$180
1	70281	4	Valley Gutter	\$45	\$180
1	70290	4	Valley Gutter	\$45	\$180
1	70291	4	Valley Gutter	\$45	\$180
1	70294	4	Valley Gutter	\$45	\$180
1	70295	4	Valley Gutter	\$45	\$180
1	70302	4	Curb Gutter	\$45	\$180
1	70303	4	Curb Gutter	\$45	\$180
1	70304	4	Curb Gutter	\$45	\$180
1	70307	5	Curb Gutter	\$45	\$225
1	70309	4	Curb Gutter	\$45	\$180
1	70310	4	Curb Gutter	\$45	\$180
1	70311	4	Curb Gutter	\$45	\$180
1	70312	4	Curb Gutter	\$45	\$180
1	70314	4	Curb Gutter	\$45	\$180
1	70316	4	Curb Gutter	\$45	\$180
1	70317	4	Curb Gutter	\$45	\$180
1	70318	4	Curb Gutter	\$45	\$180
1	70319	4	Curb Gutter	\$45	\$180
1	70321	6	Valley Gutter	\$45	\$270
1	70322	5	Valley Gutter	\$45	\$225
1	70323	4	Valley Gutter	\$45	\$180
1	70324	4	Valley Gutter	\$45	\$180
1	70325	4	Curb Gutter	\$45	\$180

Total Linear Feet

535

Total Cost =

\$24,075

CFM Magnolia Landing Gutter Repair Priority List & Costs

Priority List 2

Priority	Picture	Length	Type	Unit Cost	Cost
Priority 2					
2	70148	12	Curb Gutter	\$50	\$600
2	70150	10	Valley Gutter	\$50	\$500
2	70155	6	Valley Gutter	\$50	\$300
2	70157	4	Valley Gutter	\$50	\$200
2	70158	5	Valley Gutter	\$50	\$250
2	70161	4	Valley Gutter	\$50	\$200
2	70163	4	Valley Gutter	\$50	\$200
2	70166	7	Valley Gutter	\$50	\$350
2	70167	6	Valley Gutter	\$50	\$300
2	70168	4	Valley Gutter	\$50	\$200
2	70170	4	Valley Gutter	\$50	\$200
2	70172	4	Valley Gutter	\$50	\$200
2	70174	4	Valley Gutter	\$50	\$200
2	70181	6	Valley Gutter	\$50	\$300
2	70182	4	Valley Gutter	\$50	\$200
2	70184	16	Valley Gutter	\$50	\$800
2	70187	4	Curb Gutter	\$50	\$200
2	70188	4	Valley Gutter	\$50	\$200
2	70190	4	Valley Gutter	\$50	\$200
2	70193	8	Valley Gutter	\$50	\$400
2	70194	4	Valley Gutter	\$50	\$200
2	70195	4	Valley Gutter	\$50	\$200
2	70197	4	Valley Gutter	\$50	\$200
2	70200	4	Valley Gutter	\$50	\$200
2	70202	4	Valley Gutter	\$50	\$200
2	70206	4	Valley Gutter	\$50	\$200
2	70209	4	Valley Gutter	\$50	\$200
2	70212	4	Valley Gutter	\$50	\$200
2	70213	4	Valley Gutter	\$50	\$200
2	70217	4	Valley Gutter	\$50	\$200
2	70224	4	Valley Gutter	\$50	\$200
2	70225	4	Valley Gutter	\$50	\$200
2	70226	4	Valley Gutter	\$50	\$200
2	70228	4	Valley Gutter	\$50	\$200
2	70230	4	Valley Gutter	\$50	\$200
2	70231	4	Valley Gutter	\$50	\$200
2	70236	4	Valley Gutter	\$50	\$200
2	70237	4	Valley Gutter	\$50	\$200
2	70239	4	Valley Gutter	\$50	\$200

Priority	Picture	Length	Type	Unit Cost	Cost
Priority 2					
2	70244	4	Valley Gutter	\$50	\$200
2	70245	4	Valley Gutter	\$50	\$200
2	70246	6	Valley Gutter	\$50	\$300
2	70247	4	Valley Gutter	\$50	\$200
2	70248	4	Valley Gutter	\$50	\$200
2	70253	4	Valley Gutter	\$50	\$200
2	70254	4	Valley Gutter	\$50	\$200
2	70255	4	Valley Gutter	\$50	\$200
2	70258	4	Valley Gutter	\$50	\$200
2	70261	4	Valley Gutter	\$50	\$200
2	70262	4	Valley Gutter	\$50	\$200
2	70265	4	Valley Gutter	\$50	\$200
2	70267	4	Valley Gutter	\$50	\$200
2	70269	4	Valley Gutter	\$50	\$200
2	70271	4	Valley Gutter	\$50	\$200
2	70272	4	Valley Gutter	\$50	\$200
2	70274	4	Valley Gutter	\$50	\$200
2	70275	4	Valley Gutter	\$50	\$200
2	70277	4	Valley Gutter	\$50	\$200
2	70279	4	Valley Gutter	\$50	\$200
2	70280	4	Valley Gutter	\$50	\$200
2	70282	4	Valley Gutter	\$50	\$200
2	70283	6	Valley Gutter	\$50	\$300
2	70285	4	Valley Gutter	\$50	\$200
2	70287	4	Valley Gutter	\$50	\$200
2	70288	4	Valley Gutter	\$50	\$200
2	70289	4	Valley Gutter	\$50	\$200
2	70292	4	Valley Gutter	\$50	\$200
2	70293	4	Valley Gutter	\$50	\$200
2	70296	4	Valley Gutter	\$50	\$200
2	70297	27	Valley Gutter	\$50	\$1,350
2	70298	4	Valley Gutter	\$50	\$200
2	70299	4	Valley Gutter	\$50	\$200
2	70305	4	Curb Gutter	\$50	\$200
2	70306	4	Valley Gutter	\$50	\$200
2	70308	15	Valley Gutter	\$50	\$750
2	70313	4	Curb Gutter	\$50	\$200
2	70315	4	Curb Gutter	\$50	\$200
2	70320	14	Valley Gutter	\$50	\$700

Total Linear Feet

400

Total Cost =

\$20,000

CFM Magnolia Landing Gutter Repair Priority List & Costs

Priority List 3

Priority	Picture	Length	Type	Unit Cost	Cost
Priority 3					
3	70153	6	Valley Gutter	\$55	\$330
3	70169	15	Valley Gutter	\$55	\$825
3	70176	6	Valley Gutter	\$55	\$330
3	70211	4	Valley Gutter	\$55	\$220
3	70215	4	Valley Gutter	\$55	\$220
3	70223	4	Valley Gutter	\$55	\$220
3	70243	4	Valley Gutter	\$55	\$220
3	70256	4	Valley Gutter	\$55	\$220
3	70257	4	Valley Gutter	\$55	\$220
3	70259	4	Valley Gutter	\$55	\$220
3	70266	4	Valley Gutter	\$55	\$220
3	70270	4	Valley Gutter	\$55	\$220
3	70284	4	Valley Gutter	\$55	\$220
3	70286	4	Valley Gutter	\$55	\$220
3	70300	4	Valley Gutter	\$55	\$220
3	70301	4	Valley Gutter	\$55	\$220
Total Linear Feet		79	Total Cost =		\$4,345